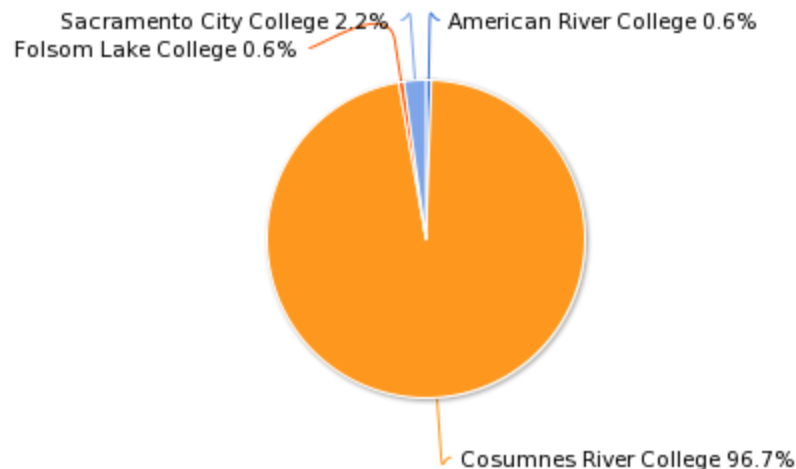


Cosumnes River College Summary Report - July 19, 2013

Survey: 2012 Fall DE Student Satisfaction Survey

2. Please select the college from the drop down menu where you completed the distance education course in the 2012 Fall semester.

2. Please select the college from the drop down menu where you completed the distance education course in the 2012 Fall semester.



| Value | Count | Percent |
|-------------------------|-------|---------|
| Allan Hancock College | 0 | 0.0% |
| American River College | 1 | 0.6% |
| Antelope Valley College | 0 | 0.0% |
| Bakersfield College | 0 | 0.0% |
| Berkeley City College | 0 | 0.0% |
| Butte College | 0 | 0.0% |

| | | |
|-------------------------------|-----|-------|
| Cabrillo College | 0 | 0.0% |
| Chaffey College | 0 | 0.0% |
| Citrus College | 0 | 0.0% |
| City College of San Francisco | 0 | 0.0% |
| College of Marin | 0 | 0.0% |
| College of the Sequoias | 0 | 0.0% |
| College of the Siskiyous | 0 | 0.0% |
| Cosumnes River College | 175 | 96.7% |
| Cuesta College | 0 | 0.0% |
| Cuyamaca College | 0 | 0.0% |
| Cypress College | 0 | 0.0% |
| Diablo Valley College | 0 | 0.0% |
| El Camino College | 0 | 0.0% |
| Evergreen Valley College | 0 | 0.0% |
| Feather River College | 0 | 0.0% |
| Folsom Lake College | 1 | 0.6% |
| Fresno City College | 0 | 0.0% |
| Glendale College | 0 | 0.0% |
| Grossmont College | 0 | 0.0% |
| Los Angeles City College | 0 | 0.0% |
| Los Angeles Harbor College | 0 | 0.0% |
| Merced College | 0 | 0.0% |
| Mira Costa College | 0 | 0.0% |
| Mission College | 0 | 0.0% |
| Moreno Valley College | 0 | 0.0% |
| Norco College | 0 | 0.0% |
| Pasadena College | 0 | 0.0% |
| Porterville College | 0 | 0.0% |
| Riverside City College | 0 | 0.0% |
| Sacramento City College | 4 | 2.2% |
| San Diego City College | 0 | 0.0% |
| San Diego Mesa College | 0 | 0.0% |
| San Diego Miramar College | 0 | 0.0% |
| San Joaquin Delta College | 0 | 0.0% |
| Santa Ana College | 0 | 0.0% |

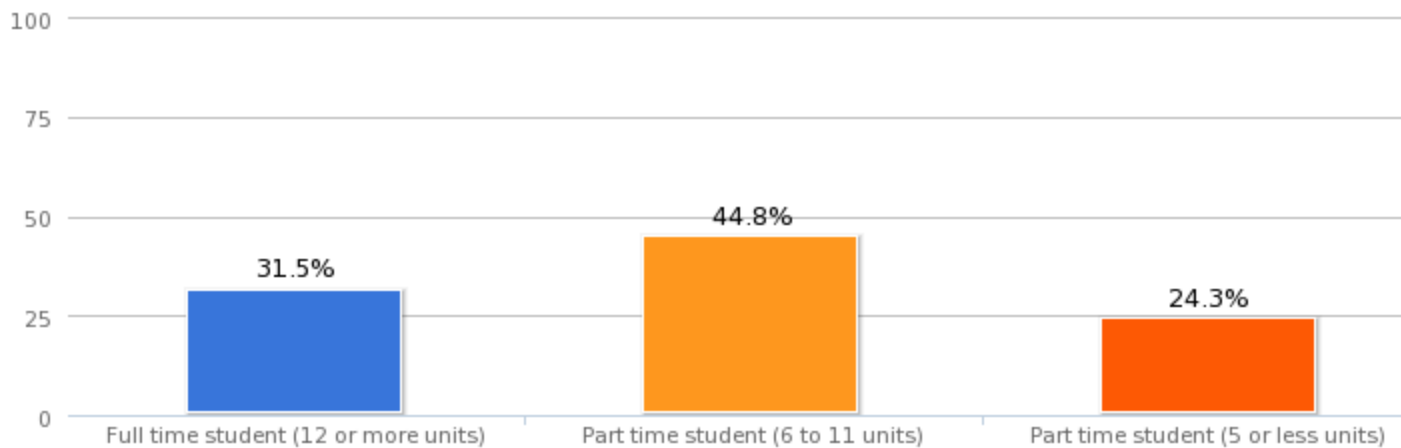
| | | |
|----------------------------|---|------|
| Santa Barbara City College | 0 | 0.0% |
| Solano College | 0 | 0.0% |
| Southwestern College | 0 | 0.0% |
| Skyline College | 0 | 0.0% |
| Victor Valley College | 0 | 0.0% |
| West Hills-Lemoore College | 0 | 0.0% |

Statistics

| | |
|-----------------|-----|
| Total Responses | 181 |
|-----------------|-----|

3. How would you classify your enrollment status in the 2012 Fall quarter/semester?

3. How would you classify your enrollment status in the 2012 Fall quarter/semester?

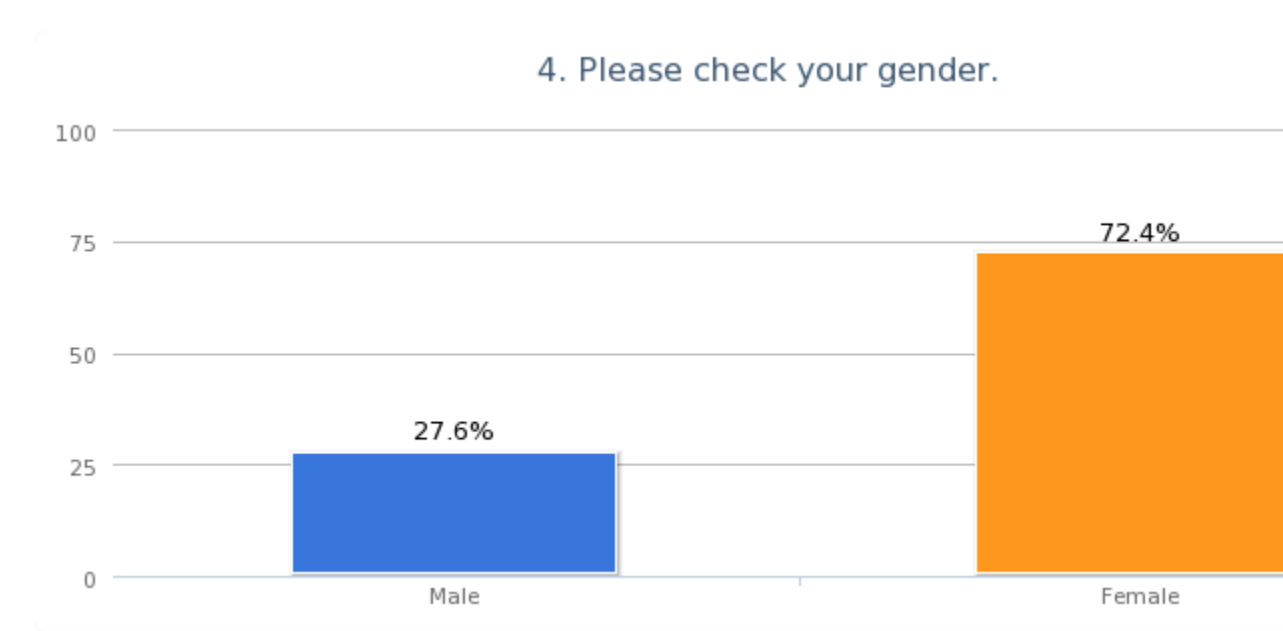


| Value | Count | Percent |
|--------------------------------------|-------|---------|
| Full time student (12 or more units) | 57 | 31.5% |
| Part time student (6 to 11 units) | 81 | 44.8% |
| Part time student (5 or less units) | 44 | 24.3% |

Statistics

| | |
|-----------------|-----|
| Total Responses | 181 |
|-----------------|-----|

4. Please check your gender.

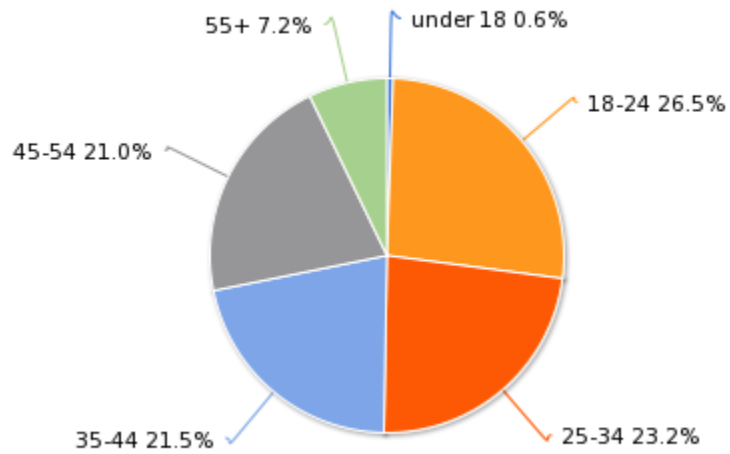


| Value | Count | Percent |
|--------|-------|---------|
| Male | 50 | 27.6% |
| Female | 131 | 72.4% |

| Statistics | |
|-----------------|-----|
| Total Responses | 181 |

5. Please check your age range group.

5. Please check your age range group.

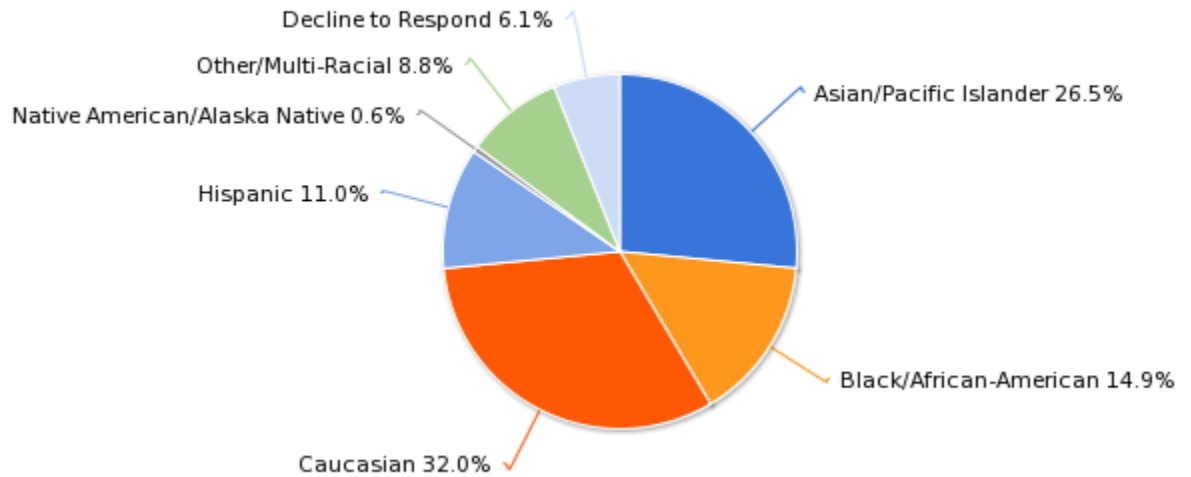


| Value | Count | Percent |
|----------|-------|---------|
| under 18 | 1 | 0.6% |
| 18-24 | 48 | 26.5% |
| 25-34 | 42 | 23.2% |
| 35-44 | 39 | 21.6% |
| 45-54 | 38 | 21.0% |
| 55+ | 13 | 7.2% |

| Statistics | | |
|-----------------|--|---------|
| Total Responses | | 181 |
| Sum | | 5,704.0 |
| Avg. | | 31.7 |
| StdDev | | 11.8 |
| Max | | 55.0 |

6. Please identify your race/ethnicity

6. Please identify your race/ethnicity

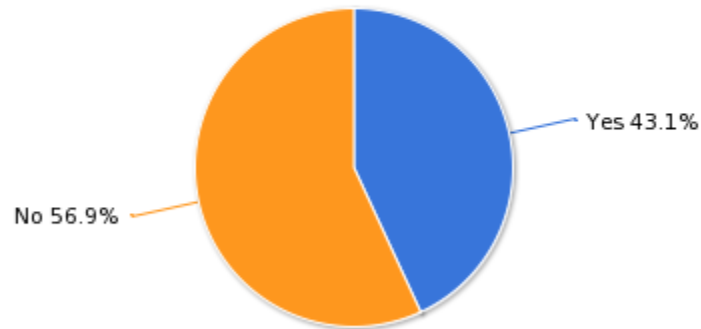


| Value | Count | Percent |
|-------------------------------|-------|---------|
| Asian/Pacific Islander | 48 | 26.5% |
| Black/African-American | 27 | 14.9% |
| Caucasian | 58 | 32.0% |
| Hispanic | 20 | 11.1% |
| Native American/Alaska Native | 1 | 0.6% |
| Other/Multi-Racial | 16 | 8.8% |
| Decline to Respond | 11 | 6.1% |

| Statistics | |
|-----------------|-----|
| Total Responses | 181 |

7. Have you ever taken a distance education orientation course or workshop at this college?

7. Have you ever taken a distance education orientation course or workshop at this college?

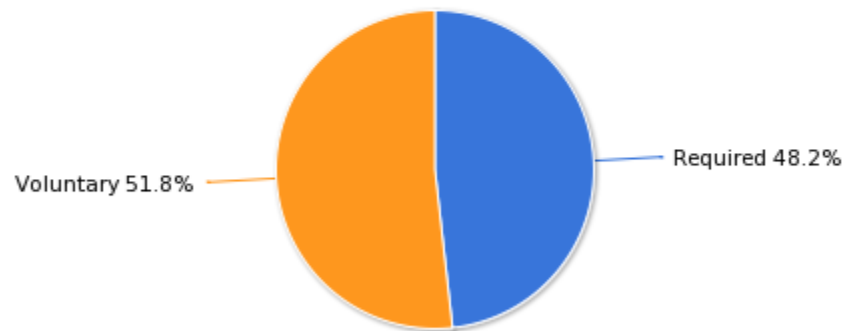


| Value | Count | Percent |
|-------|-------|---------|
| Yes | 78 | 43.1% |
| No | 103 | 56.9% |

| Statistics | |
|-----------------|-----|
| Total Responses | 181 |

Is the course or workshop required before you can take a distance education course at the college or is it voluntary?

Is the course or workshop required before you can take a distance education course at the college or is it voluntary?

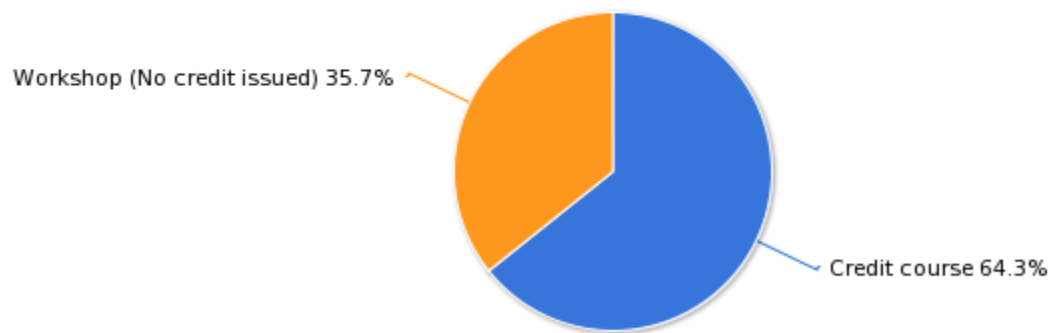


| Value | Count | Percent |
|-----------|-------|---------|
| Required | 41 | 48.2% |
| Voluntary | 44 | 51.8% |

| Statistics | |
|-----------------|----|
| Total Responses | 85 |

Is it a credit course for which you receive credit or is it a workshop where no credit is issued?

Is it a credit course for which you receive credit or is it a workshop where no credit is issued?

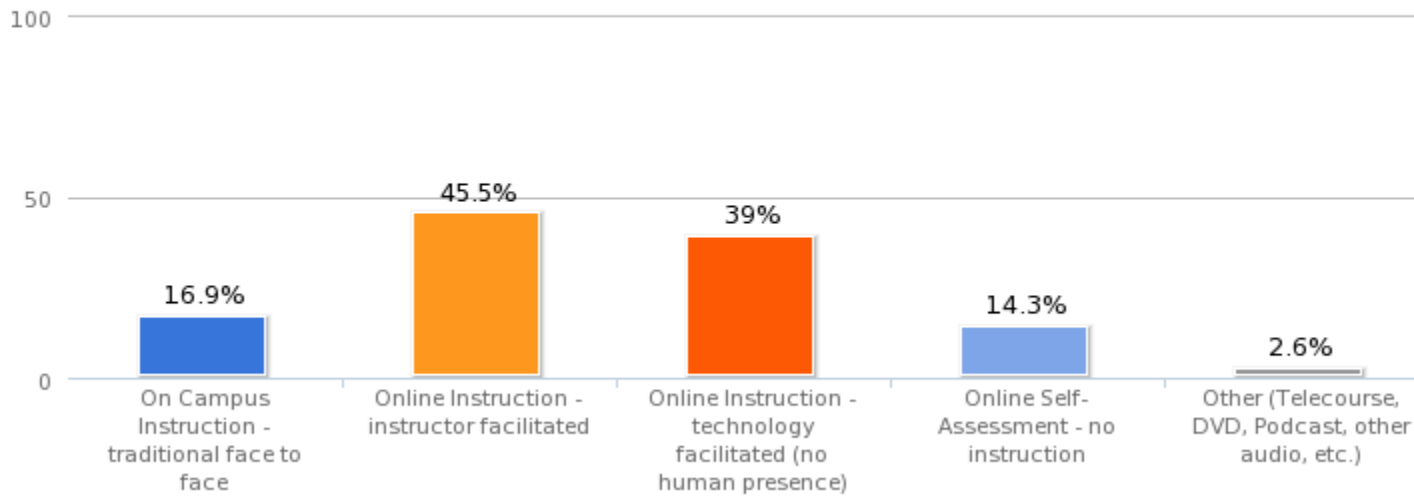


| Value | Count | Percent |
|-----------------------------|-------|---------|
| Credit course | 54 | 64.3% |
| Workshop (No credit issued) | 30 | 35.7% |

| Statistics | |
|-----------------|----|
| Total Responses | 84 |

What type of orientation course/workshop did you complete?

What type of orientation course/workshop did you complete?

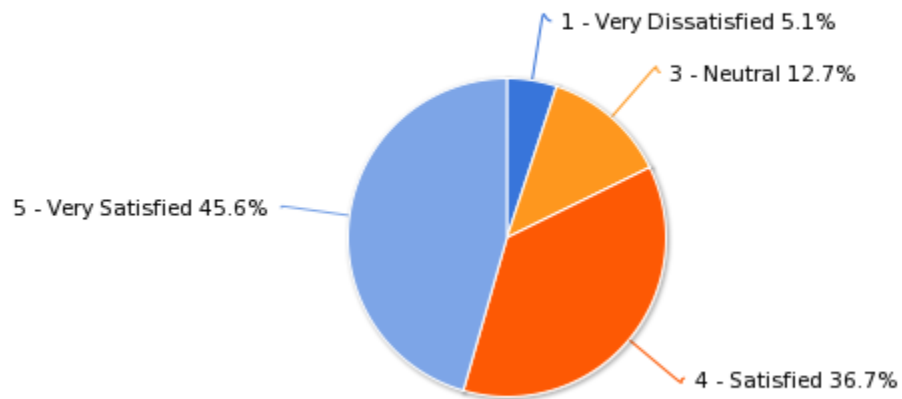


| Value | Count | Percent |
|---|-------|---------|
| On Campus Instruction - traditional face to face | 13 | 16.9% |
| Online Instruction - instructor facilitated | 35 | 45.5% |
| Online Instruction - technology facilitated (no human presence) | 30 | 39.0% |
| Online Self-Assessment - no instruction | 11 | 14.3% |
| Other (Telecourse, DVD, Podcast, other audio, etc.) | 2 | 2.6% |

| Statistics | |
|-----------------|----|
| Total Responses | 77 |

On a scale of 1-5 with 5 being the highest, how satisfied were you with this distance education orientation course/workshop?

On a scale of 1-5 with 5 being the highest, how satisfied were you with this distance education orientation course/workshop?

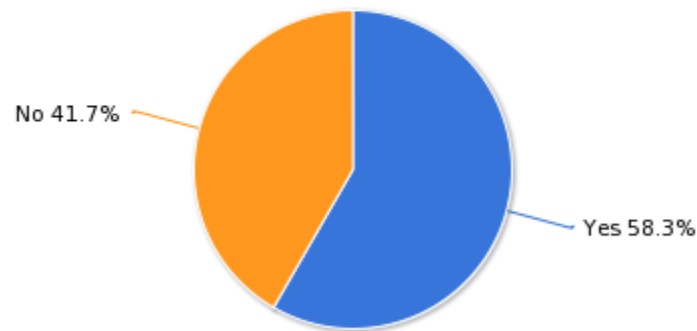


| Value | Count | Percent |
|-----------------------|-------|---------|
| 1 - Very Dissatisfied | 4 | 5.1% |
| 2 - Dissatisfied | 0 | 0.0% |
| 3 - Neutral | 10 | 12.7% |
| 4 - Satisfied | 29 | 36.7% |
| 5 - Very Satisfied | 36 | 45.6% |

| Statistics | |
|-----------------|-------|
| Total Responses | 79 |
| Sum | 330.0 |
| Avg. | 4.2 |
| StdDev | 1.0 |
| Max | 5.0 |

9. Have you ever completed a distance education course at this college before the 2012 Fall semester?

9. Have you ever completed a distance education course at this college before the 2012 Fall semester?



| Value | Count | Percent |
|-------|-------|---------|
| Yes | 105 | 58.3% |
| No | 75 | 41.7% |

| Statistics | |
|-----------------|-----|
| Total Responses | 180 |

12. On a scale of 1-5 with 5 being the highest please rate the importance of the following possible reasons why you enrolled in the distance education course identified in question #11. (Please respond to each item)

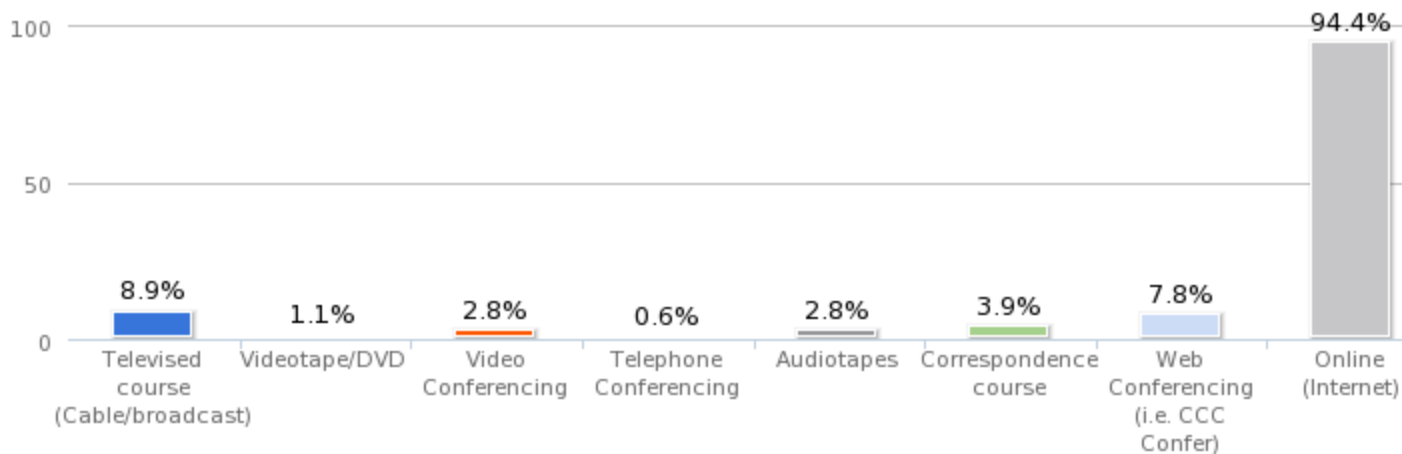
| | 1 - Not Very Important | 2 - Not Important | 3 - Neutral | 4 - Important | 5 - Very Important | Not Applicable | Responses |
|--|------------------------|-------------------|-------------|---------------|--------------------|----------------|-----------|
| The course met requirements for the associate degree | 6.7% 12 | 5.1% 9 | 9.6% 17 | 16.9% 30 | 48.9% 87 | 14.6% 26 | 178 |
| The course met requirements for | 10.2% 18 | 4.0% 7 | 10.7% 19 | 16.4% 29 | 40.1% 71 | 19.8% 35 | 177 |

| | | | | | | | |
|--|-------------|------------|-------------|-------------|--------------|--------------|-----|
| transfer to a 4-year college or university | | | | | | | 172 |
| The course met requirements for a vocational certificate | 15.1% 26 | 8.1% 14 | 12.8% 22 | 7.0% 12 | 29.7% 51 | 27.9% 48 | |
| The course would improve my job skills/expand my job opportunities | 8.5% 15 | 4.0% 7 | 5.1% 9 | 21.5% 38 | 50.8% 90 | 10.7% 19 | 177 |
| The course was convenient with my work schedule | 4.5% 8 | 0.6% 1 | 4.5% 8 | 14.1% 25 | 68.4% 121 | 8.5% 15 | 177 |
| The course was convenient with my child-rearing schedule | 10.3% 18 | 2.3% 4 | 5.1% 9 | 8.0% 14 | 32.6% 57 | 43.4% 76 | 175 |
| I had success with a previous distance education course | 3.4% 6 | 1.7% 3 | 12.0% 21 | 10.9% 19 | 49.7% 87 | 22.9% 40 | 175 |
| I had a personal interest in the subject | 5.1% 9 | 4.0% 7 | 13.6% 24 | 22.0% 39 | 52.5% 93 | 3.4% 6 | 177 |
| I thought it would be more varied and interesting | 7.5% 13 | 9.2% 16 | 20.1% 35 | 20.7% 36 | 28.2% 49 | 14.9% 26 | 174 |
| I enjoy learning on a computer | 5.2% 9 | 2.3% 4 | 19.7% 34 | 18.5% 32 | 49.1% 85 | 5.2% 9 | 173 |
| I prefer this method of instruction | 6.3% 11 | 5.1% 9 | 21.7% 38 | 22.3% 39 | 42.3% 74 | 2.9% 5 | 175 |
| The instructor's reputation | 10.9% 19 | 7.4% 13 | 22.3% 39 | 15.4% 27 | 28.0% 49 | 17.1% 30 | 175 |
| All on-campus sections of the course were full | 14.4% 25 | 7.5% 13 | 14.4% 25 | 12.1% 21 | 13.2% 23 | 40.2% 70 | 174 |
| The course was not scheduled in a classroom setting | 11.6% 20 | 5.2% 9 | 19.1% 33 | 12.1% 21 | 26.0% 45 | 27.2% 47 | 173 |
| I was unable to come to campus | 9.0% 16 | 6.8% 12 | 13.6% 24 | 10.7% 19 | 43.5% 77 | 18.1% 32 | 177 |
| I have a disability that makes it difficult to attend | 16.2% 28 | 4.0% 7 | 5.2% 9 | 1.7% 3 | 4.6% 8 | 69.9% 121 | 173 |

classes on campus

13. Please select the type of instructional delivery used in the distance education course you identified in question # 11.

13. Please select the type of instructional delivery used in the distance education course you identified in question # 11.



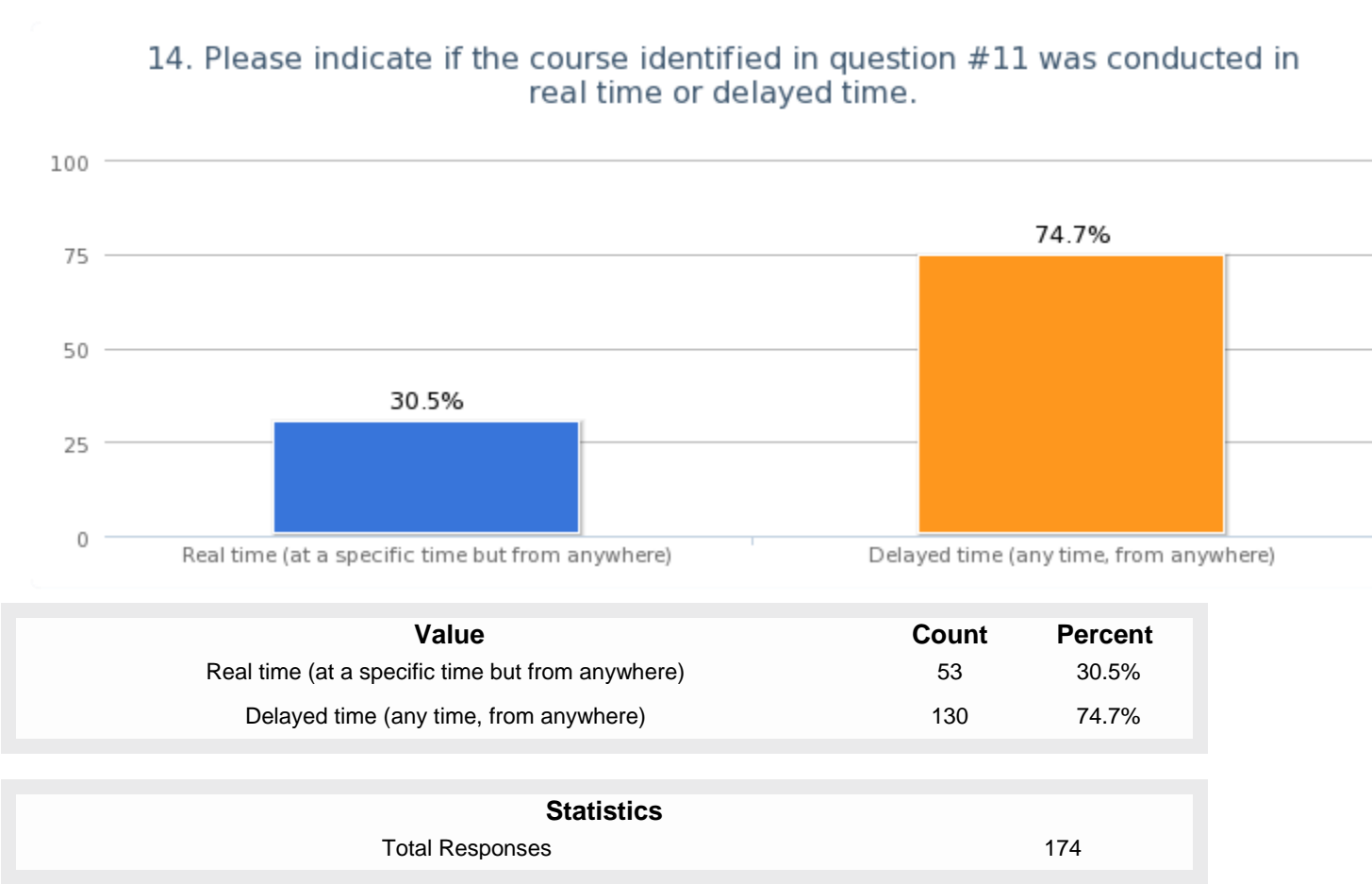
| Value | Count | Percent |
|------------------------------------|-------|---------|
| Televised course (Cable/broadcast) | 16 | 8.9% |
| Videotape/DVD | 2 | 1.1% |
| Video Conferencing | 5 | 2.8% |
| Telephone Conferencing | 1 | 0.6% |
| Audiotapes | 5 | 2.8% |
| Correspondence course | 7 | 3.9% |
| Web Conferencing (i.e. CCC Confer) | 14 | 7.8% |
| Online (Internet) | 169 | 94.4% |

Statistics

Total Responses

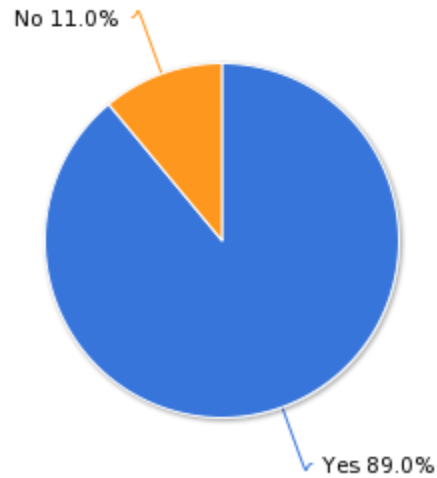
179

14. Please indicate if the course identified in question #11 was conducted in real time or delayed time.



15. Did this course use a discussion board?

15. Did this course use a discussion board?

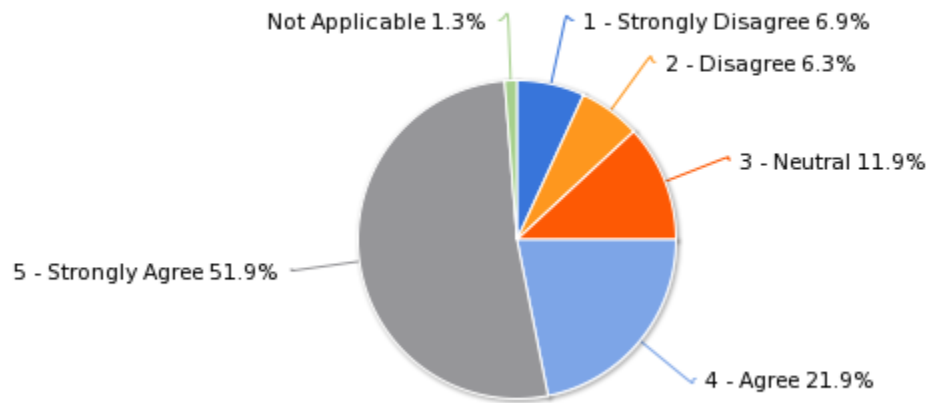


| Value | Count | Percent |
|-------|-------|---------|
| Yes | 161 | 89.0% |
| No | 20 | 11.1% |

| Statistics | |
|-----------------|-----|
| Total Responses | 181 |

16. In this class the teacher was an active member of the discussion group offering direction to posted comments

16. In this class the teacher was an active member of the discussion group offering direction to posted comments

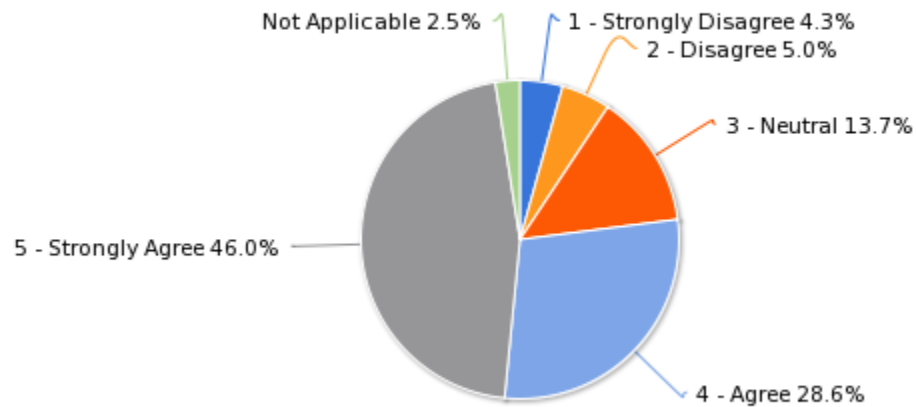


| Value | Count | Percent |
|-----------------------|-------|---------|
| 1 - Strongly Disagree | 11 | 6.9% |
| 2 - Disagree | 10 | 6.3% |
| 3 - Neutral | 19 | 11.9% |
| 4 - Agree | 35 | 21.9% |
| 5 - Strongly Agree | 83 | 51.9% |
| Not Applicable | 2 | 1.3% |

| Statistics | |
|-----------------|-------|
| Total Responses | 160 |
| Sum | 643.0 |
| Avg. | 4.1 |
| StdDev | 1.2 |
| Max | 5.0 |

17. In this class the online discussion board provided opportunity for problem solving with other students

17. In this class the online discussion board provided opportunity for problem solving with other students

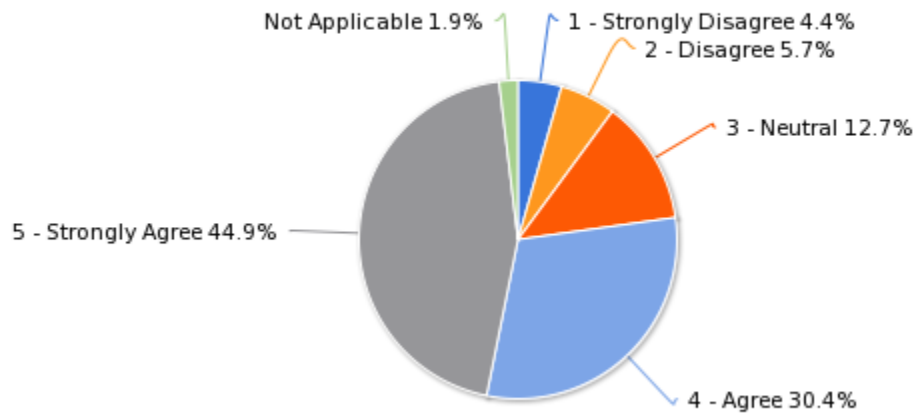


| Value | Count | Percent |
|-----------------------|-------|---------|
| 1 - Strongly Disagree | 7 | 4.4% |
| 2 - Disagree | 8 | 5.0% |
| 3 - Neutral | 22 | 13.7% |
| 4 - Agree | 46 | 28.6% |
| 5 - Strongly Agree | 74 | 46.0% |
| Not Applicable | 4 | 2.5% |

| Statistics | |
|-----------------|-------|
| Total Responses | 161 |
| Sum | 643.0 |
| Avg. | 4.1 |
| StdDev | 1.1 |
| Max | 5.0 |

18. In this class the online discussion board provided opportunity for critical thinking with other students

18. In this class the online discussion board provided opportunity for critical thinking with other students

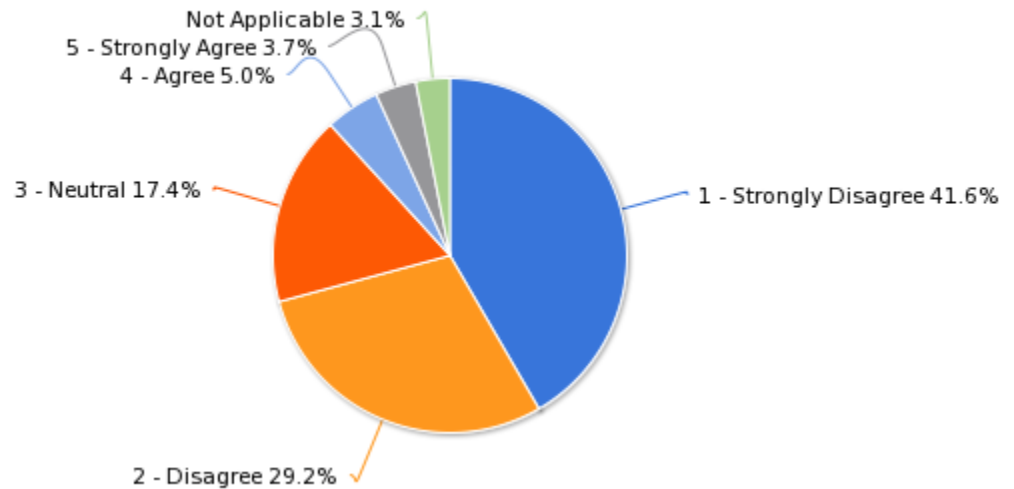


| Value | Count | Percent |
|-----------------------|-------|---------|
| 1 - Strongly Disagree | 7 | 4.4% |
| 2 - Disagree | 9 | 5.7% |
| 3 - Neutral | 20 | 12.7% |
| 4 - Agree | 48 | 30.4% |
| 5 - Strongly Agree | 71 | 44.9% |
| Not Applicable | 3 | 1.9% |

| Statistics | |
|-----------------|-------|
| Total Responses | 158 |
| Sum | 632.0 |
| Avg. | 4.1 |
| StdDev | 1.1 |
| Max | 5.0 |

19. The discussion board in this class was a waste of time

19. The discussion board in this class was a waste of time

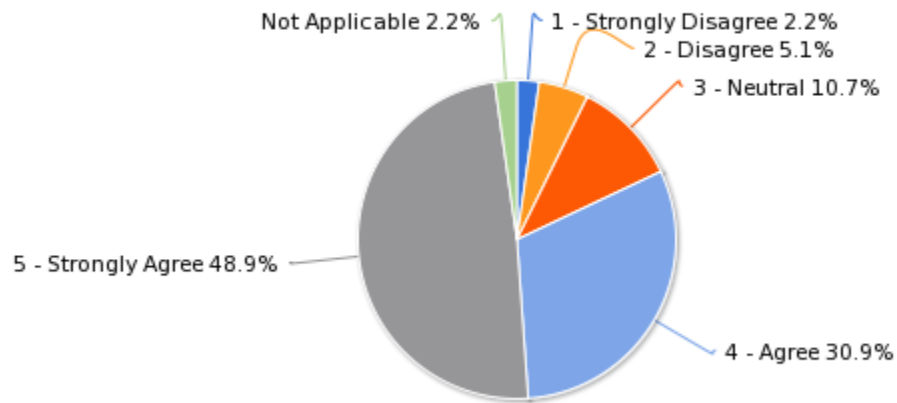


| Value | Count | Percent |
|-----------------------|-------|---------|
| 1 - Strongly Disagree | 67 | 41.6% |
| 2 - Disagree | 47 | 29.2% |
| 3 - Neutral | 28 | 17.4% |
| 4 - Agree | 8 | 5.0% |
| 5 - Strongly Agree | 6 | 3.7% |
| Not Applicable | 5 | 3.1% |

| Statistics | |
|-----------------|-------|
| Total Responses | 161 |
| Sum | 307.0 |
| Avg. | 2.0 |
| StdDev | 1.1 |
| Max | 5.0 |

20. The course documents (lessons or lecture notes) used in this class facilitated my learning

20. The course documents (lessons or lecture notes) used in this class facilitated my learning

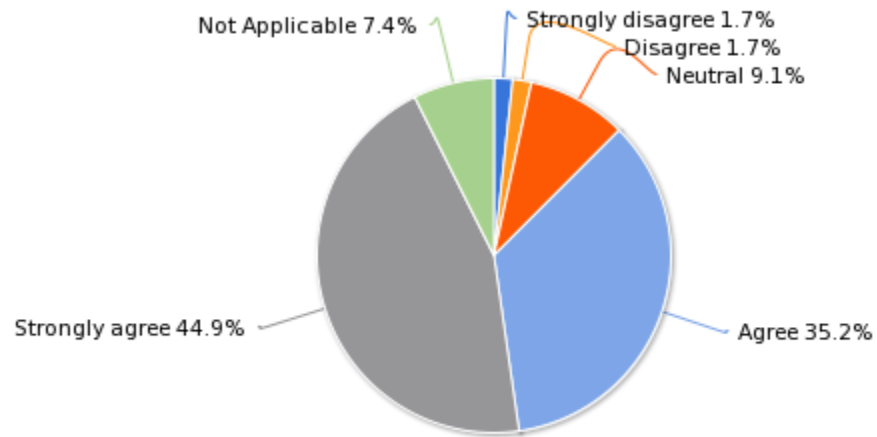


| Value | Count | Percent |
|-----------------------|-------|---------|
| 1 - Strongly Disagree | 4 | 2.3% |
| 2 - Disagree | 9 | 5.1% |
| 3 - Neutral | 19 | 10.7% |
| 4 - Agree | 55 | 30.9% |
| 5 - Strongly Agree | 87 | 48.9% |
| Not Applicable | 4 | 2.3% |

| Statistics | |
|-----------------|-------|
| Total Responses | 178 |
| Sum | 734.0 |
| Avg. | 4.2 |
| StdDev | 1.0 |
| Max | 5.0 |

21. The websites that were linked to this course facilitated my learning

21. The websites that were linked to this course facilitated my learning

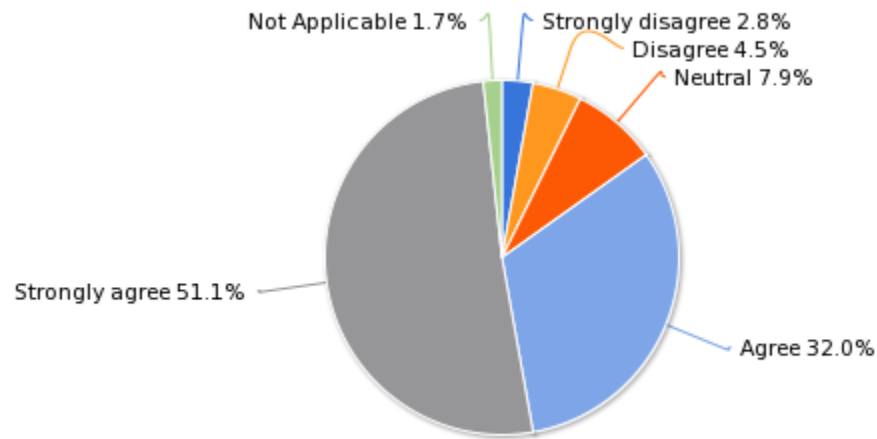


| Value | Count | Percent |
|-------------------|-------|---------|
| Strongly disagree | 3 | 1.7% |
| Disagree | 3 | 1.7% |
| Neutral | 16 | 9.1% |
| Agree | 62 | 35.2% |
| Strongly agree | 79 | 44.9% |
| Not Applicable | 13 | 7.4% |

| Statistics | | |
|-----------------|--|-------|
| Total Responses | | 176 |
| Sum | | 700.0 |
| Avg. | | 4.3 |
| StdDev | | 0.9 |
| Max | | 5.0 |

22. The assignments and/or projects in this course facilitated my learning

22. The assignments and/or projects in this course facilitated my learning

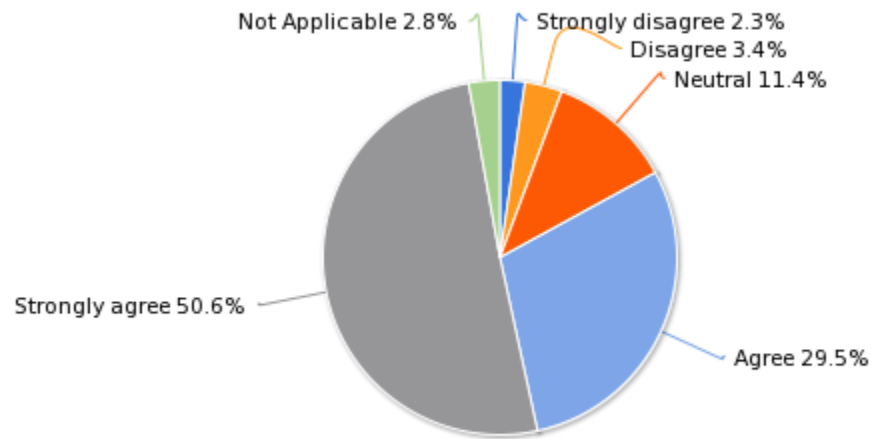


| Value | Count | Percent |
|-------------------|-------|---------|
| Strongly disagree | 5 | 2.8% |
| Disagree | 8 | 4.5% |
| Neutral | 14 | 7.9% |
| Agree | 57 | 32.0% |
| Strongly agree | 91 | 51.1% |
| Not Applicable | 3 | 1.7% |

| Statistics | |
|-----------------|-------|
| Total Responses | 178 |
| Sum | 746.0 |
| Avg. | 4.3 |
| StdDev | 1.0 |
| Max | 5.0 |

23. Preparation for quizzes/exams in this course facilitated my learning

23. Preparation for quizzes/exams in this course facilitated my learning

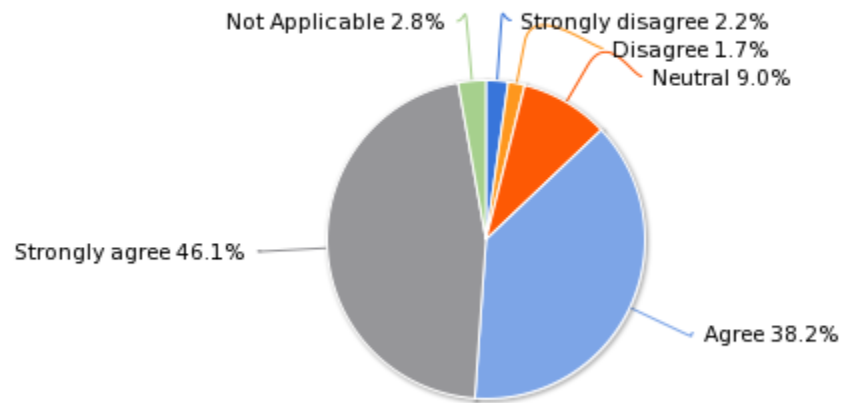


| Value | Count | Percent |
|-------------------|-------|---------|
| Strongly disagree | 4 | 2.3% |
| Disagree | 6 | 3.4% |
| Neutral | 20 | 11.4% |
| Agree | 52 | 29.6% |
| Strongly agree | 89 | 50.6% |
| Not Applicable | 5 | 2.8% |

| Statistics | |
|-----------------|-------|
| Total Responses | 176 |
| Sum | 729.0 |
| Avg. | 4.3 |
| StdDev | 1.0 |
| Max | 5.0 |

24. The learning activities in this course required application of problem solving skills which facilitated my learning

24. The learning activities in this course required application of problem solving skills which facilitated my learning

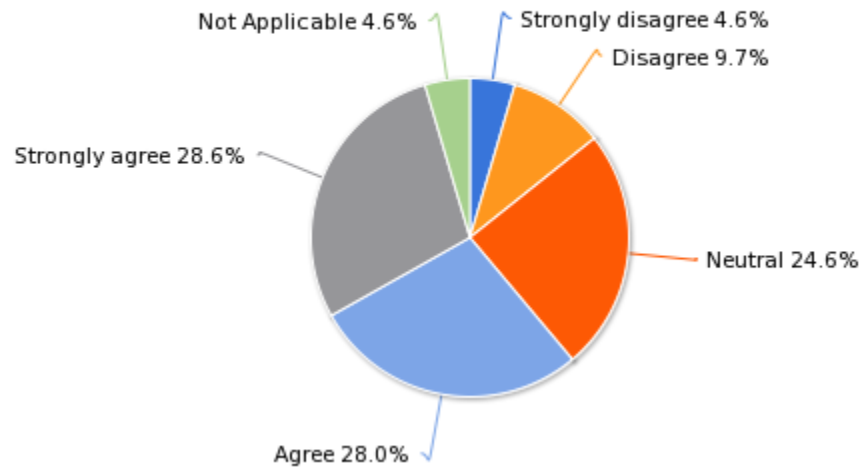


| Value | Count | Percent |
|-------------------|-------|---------|
| Strongly disagree | 4 | 2.3% |
| Disagree | 3 | 1.7% |
| Neutral | 16 | 9.0% |
| Agree | 68 | 38.2% |
| Strongly agree | 82 | 46.1% |
| Not Applicable | 5 | 2.8% |

| Statistics | | |
|-----------------|--|-------|
| Total Responses | | 178 |
| Sum | | 740.0 |
| Avg. | | 4.3 |
| StdDev | | 0.9 |
| Max | | 5.0 |

25. I feel this online class experience has helped improve my written communication skills

25. I feel this online class experience has helped improve my written communication skills

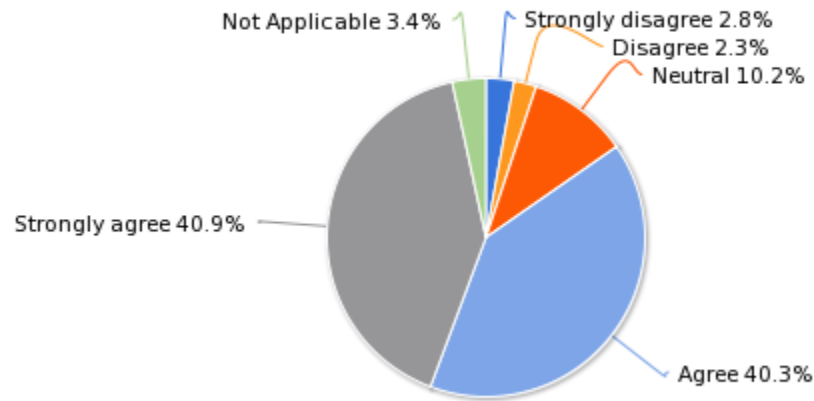


| Value | Count | Percent |
|-------------------|-------|---------|
| Strongly disagree | 8 | 4.6% |
| Disagree | 17 | 9.7% |
| Neutral | 43 | 24.6% |
| Agree | 49 | 28.0% |
| Strongly agree | 50 | 28.6% |
| Not Applicable | 8 | 4.6% |

| Statistics | |
|-----------------|-------|
| Total Responses | 175 |
| Sum | 617.0 |
| Avg. | 3.7 |
| StdDev | 1.1 |
| Max | 5.0 |

26. The learning activities in this course required critical thinking which facilitated my learning

26. The learning activities in this course required critical thinking which facilitated my learning

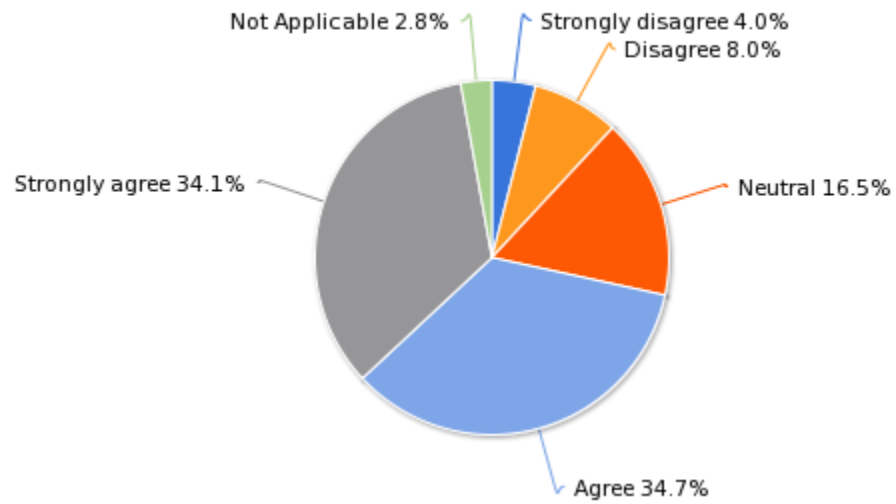


| Value | Count | Percent |
|-------------------|-------|---------|
| Strongly disagree | 5 | 2.8% |
| Disagree | 4 | 2.3% |
| Neutral | 18 | 10.2% |
| Agree | 71 | 40.3% |
| Strongly agree | 72 | 40.9% |
| Not Applicable | 6 | 3.4% |

| Statistics | | |
|-----------------|--|-------|
| Total Responses | | 176 |
| Sum | | 711.0 |
| Avg. | | 4.2 |
| StdDev | | 0.9 |
| Max | | 5.0 |

27. The course syllabus facilitated my learning

27. The course syllabus facilitated my learning

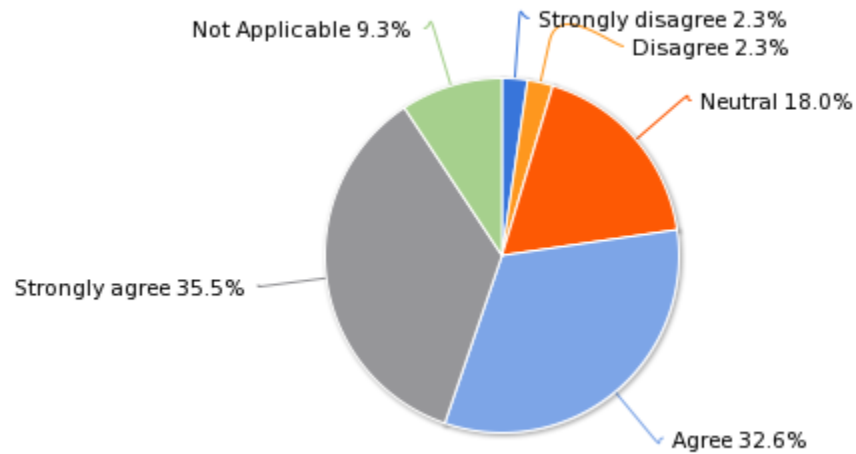


| Value | Count | Percent |
|-------------------|-------|---------|
| Strongly disagree | 7 | 4.0% |
| Disagree | 14 | 8.0% |
| Neutral | 29 | 16.5% |
| Agree | 61 | 34.7% |
| Strongly agree | 60 | 34.1% |
| Not Applicable | 5 | 2.8% |

| Statistics | |
|-----------------|-------|
| Total Responses | 176 |
| Sum | 666.0 |
| Avg. | 3.9 |
| StdDev | 1.1 |
| Max | 5.0 |

28. The activities in class facilitated my learning

28. The activities in class facilitated my learning

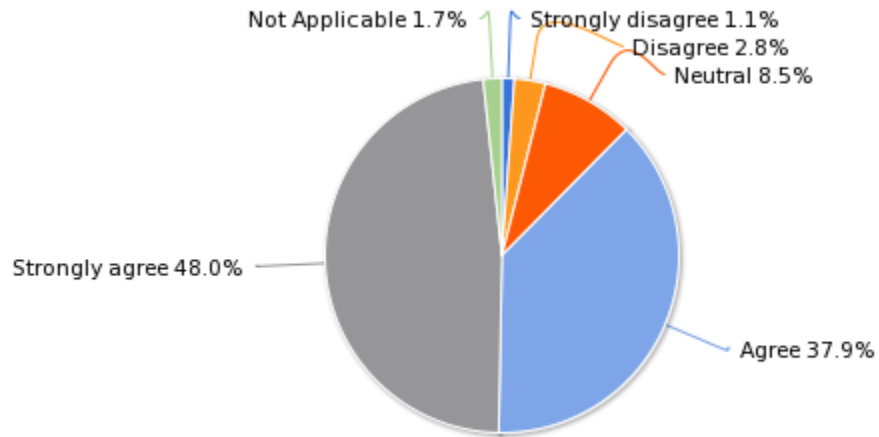


| Value | Count | Percent |
|-------------------|-------|---------|
| Strongly disagree | 4 | 2.3% |
| Disagree | 4 | 2.3% |
| Neutral | 31 | 18.0% |
| Agree | 56 | 32.6% |
| Strongly agree | 61 | 35.5% |
| Not Applicable | 16 | 9.3% |

| Statistics | |
|-----------------|-------|
| Total Responses | 172 |
| Sum | 634.0 |
| Avg. | 4.1 |
| StdDev | 1.0 |
| Max | 5.0 |

29. The reading material facilitated my learning

29. The reading material facilitated my learning

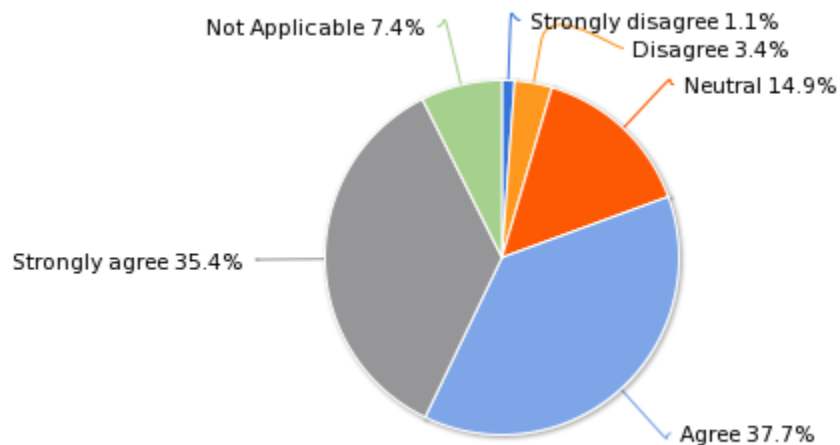


| Value | Count | Percent |
|-------------------|-------|---------|
| Strongly disagree | 2 | 1.1% |
| Disagree | 5 | 2.8% |
| Neutral | 15 | 8.5% |
| Agree | 67 | 37.9% |
| Strongly agree | 85 | 48.0% |
| Not Applicable | 3 | 1.7% |

| Statistics | |
|-----------------|-------|
| Total Responses | 177 |
| Sum | 750.0 |
| Avg. | 4.3 |
| StdDev | 0.8 |
| Max | 5.0 |

30. The material inside and outside of class facilitated my learning

30. The material inside and outside of class facilitated my learning

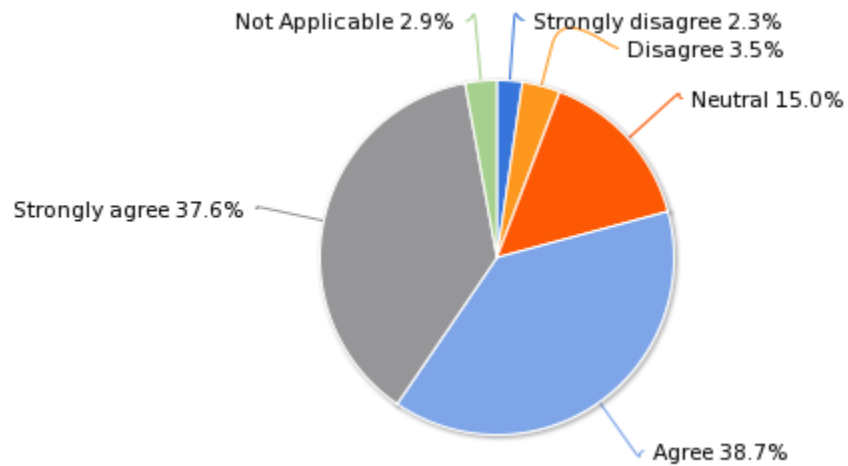


| Value | Count | Percent |
|-------------------|-------|---------|
| Strongly disagree | 2 | 1.1% |
| Disagree | 6 | 3.4% |
| Neutral | 26 | 14.9% |
| Agree | 66 | 37.7% |
| Strongly agree | 62 | 35.4% |
| Not Applicable | 13 | 7.4% |

| Statistics | |
|-----------------|-------|
| Total Responses | 175 |
| Sum | 666.0 |
| Avg. | 4.1 |
| StdDev | 0.9 |
| Max | 5.0 |

31. The breadth of coverage facilitated my learning

31. The breadth of coverage facilitated my learning

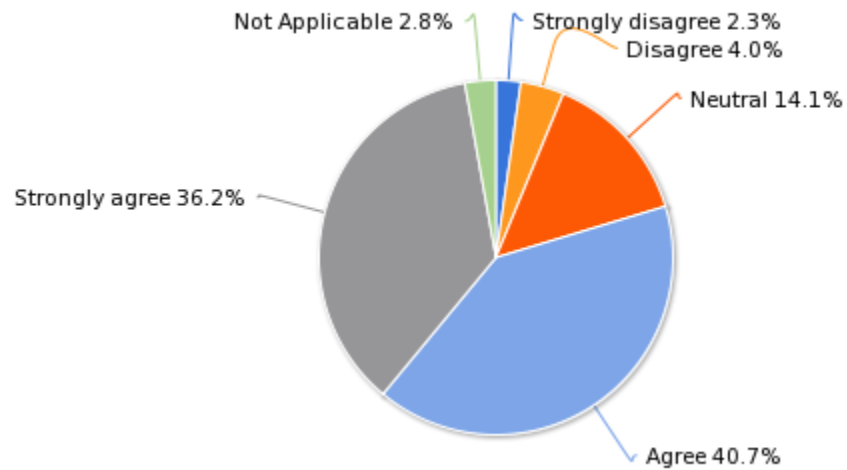


| Value | Count | Percent |
|-------------------|-------|---------|
| Strongly disagree | 4 | 2.3% |
| Disagree | 6 | 3.5% |
| Neutral | 26 | 15.0% |
| Agree | 67 | 38.7% |
| Strongly agree | 65 | 37.6% |
| Not Applicable | 5 | 2.9% |

| Statistics | |
|-----------------|-------|
| Total Responses | 173 |
| Sum | 687.0 |
| Avg. | 4.1 |
| StdDev | 0.9 |
| Max | 5.0 |

32. The depth of coverage facilitated my learning

32. The depth of coverage facilitated my learning

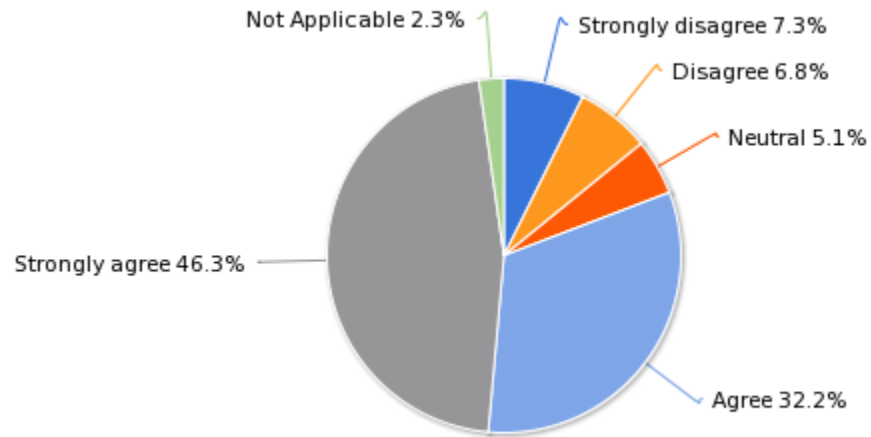


| Value | Count | Percent |
|-------------------|-------|---------|
| Strongly disagree | 4 | 2.3% |
| Disagree | 7 | 4.0% |
| Neutral | 25 | 14.1% |
| Agree | 72 | 40.7% |
| Strongly agree | 64 | 36.2% |
| Not Applicable | 5 | 2.8% |

| Statistics | |
|-----------------|-------|
| Total Responses | 177 |
| Sum | 701.0 |
| Avg. | 4.1 |
| StdDev | 0.9 |
| Max | 5.0 |

33. I received timely feedback (within 24-48 hours) from my teacher

33. I received timely feedback (within 24-48 hours) from my teacher

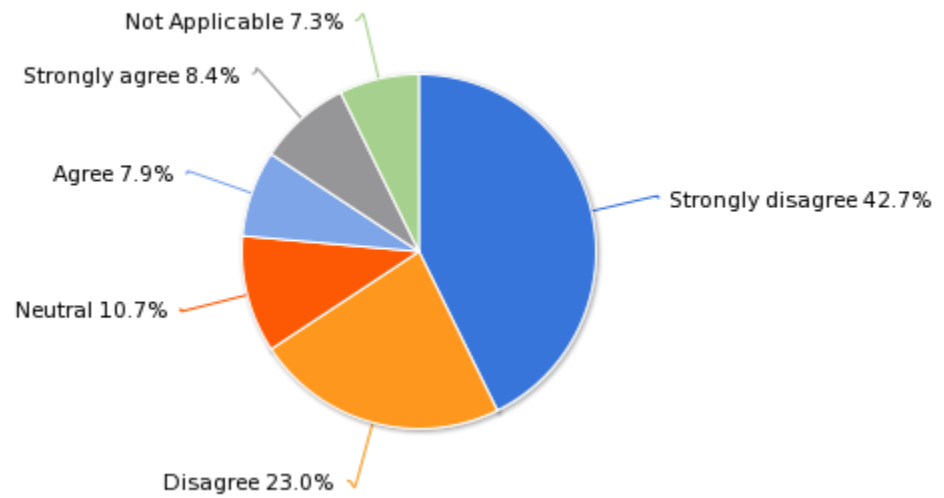


| Value | Count | Percent |
|-------------------|-------|---------|
| Strongly disagree | 13 | 7.3% |
| Disagree | 12 | 6.8% |
| Neutral | 9 | 5.1% |
| Agree | 57 | 32.2% |
| Strongly agree | 82 | 46.3% |
| Not Applicable | 4 | 2.3% |

| Statistics | |
|-----------------|-------|
| Total Responses | 177 |
| Sum | 702.0 |
| Avg. | 4.1 |
| StdDev | 1.2 |
| Max | 5.0 |

34. I felt frustrated by the lack of feedback from my teacher

34. I felt frustrated by the lack of feedback from my teacher

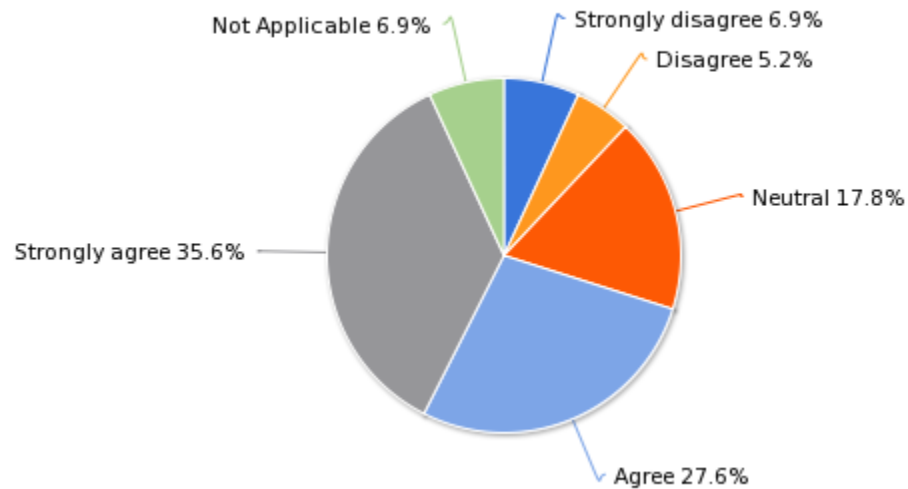


| Value | Count | Percent |
|-------------------|-------|---------|
| Strongly disagree | 76 | 42.7% |
| Disagree | 41 | 23.0% |
| Neutral | 19 | 10.7% |
| Agree | 14 | 7.9% |
| Strongly agree | 15 | 8.4% |
| Not Applicable | 13 | 7.3% |

| Statistics | |
|-----------------|-------|
| Total Responses | 178 |
| Sum | 346.0 |
| Avg. | 2.1 |
| StdDev | 1.3 |
| Max | 5.0 |

35. I was able to get individualized attention from my teacher when needed

35. I was able to get individualized attention from my teacher when needed

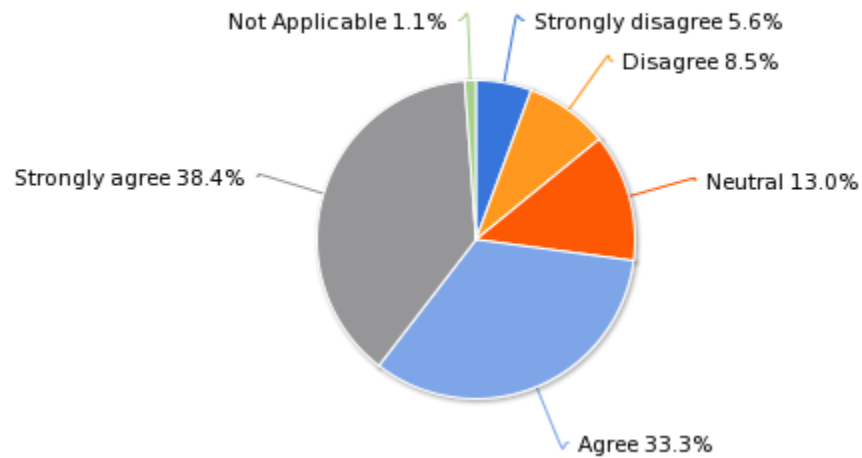


| Value | Count | Percent |
|-------------------|-------|---------|
| Strongly disagree | 12 | 6.9% |
| Disagree | 9 | 5.2% |
| Neutral | 31 | 17.8% |
| Agree | 48 | 27.6% |
| Strongly agree | 62 | 35.6% |
| Not Applicable | 12 | 6.9% |

| Statistics | |
|-----------------|-------|
| Total Responses | 174 |
| Sum | 625.0 |
| Avg. | 3.9 |
| StdDev | 1.2 |
| Max | 5.0 |

36. In this class the teacher functioned as the facilitator of the course by continuously encouraging communication

36. In this class the teacher functioned as the facilitator of the course by continuously encouraging communication

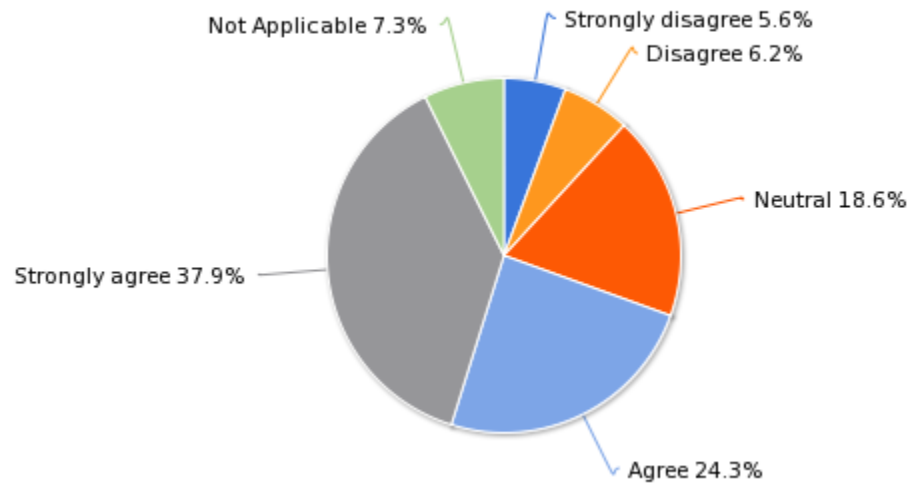


| Value | Count | Percent |
|-------------------|-------|---------|
| Strongly disagree | 10 | 5.7% |
| Disagree | 15 | 8.5% |
| Neutral | 23 | 13.0% |
| Agree | 59 | 33.3% |
| Strongly agree | 68 | 38.4% |
| Not Applicable | 2 | 1.1% |

| Statistics | |
|-----------------|-------|
| Total Responses | 177 |
| Sum | 685.0 |
| Avg. | 3.9 |
| StdDev | 1.2 |
| Max | 5.0 |

37. Although I could not see the teacher in this class, I felt his/her presence

37. Although I could not see the teacher in this class, I felt his/her presence

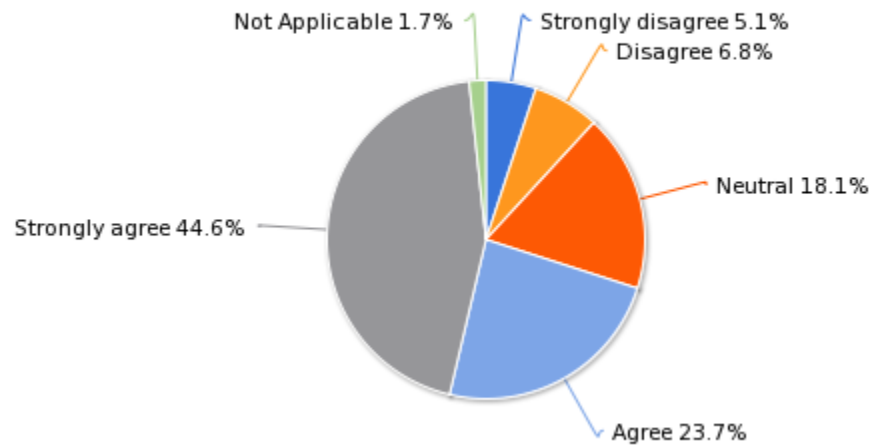


| Value | Count | Percent |
|-------------------|-------|---------|
| Strongly disagree | 10 | 5.7% |
| Disagree | 11 | 6.2% |
| Neutral | 33 | 18.6% |
| Agree | 43 | 24.3% |
| Strongly agree | 67 | 37.9% |
| Not Applicable | 13 | 7.3% |

| Statistics | |
|-----------------|-------|
| Total Responses | 177 |
| Sum | 638.0 |
| Avg. | 3.9 |
| StdDev | 1.2 |
| Max | 5.0 |

38. There was a clear human presence of the instructor evident in this distance education course.

38. There was a clear human presence of the instructor evident in this distance education course.

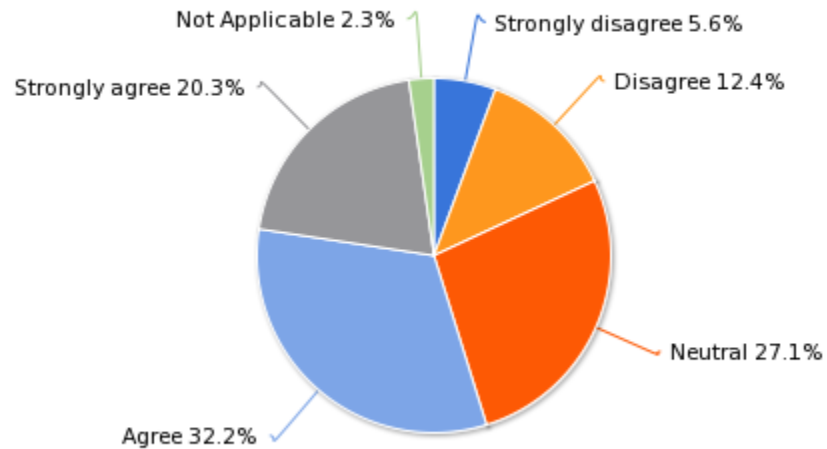


| Value | Count | Percent |
|-------------------|-------|---------|
| Strongly disagree | 9 | 5.1% |
| Disagree | 12 | 6.8% |
| Neutral | 32 | 18.1% |
| Agree | 42 | 23.7% |
| Strongly agree | 79 | 44.6% |
| Not Applicable | 3 | 1.7% |

| Statistics | |
|-----------------|-------|
| Total Responses | 177 |
| Sum | 692.0 |
| Avg. | 4.0 |
| StdDev | 1.2 |
| Max | 5.0 |

39. This class created a sense of community among students

39. This class created a sense of community among students

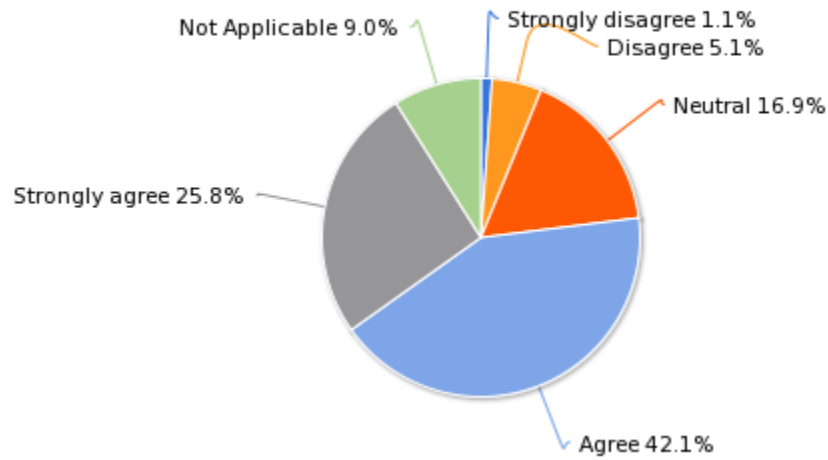


| Value | Count | Percent |
|-------------------|-------|---------|
| Strongly disagree | 10 | 5.7% |
| Disagree | 22 | 12.4% |
| Neutral | 48 | 27.1% |
| Agree | 57 | 32.2% |
| Strongly agree | 36 | 20.3% |
| Not Applicable | 4 | 2.3% |

| Statistics | |
|-----------------|-------|
| Total Responses | 177 |
| Sum | 606.0 |
| Avg. | 3.5 |
| StdDev | 1.1 |
| Max | 5.0 |

40. In this class I was able to ask for clarification from a fellow student when needed

40. In this class I was able to ask for clarification from a fellow student when needed

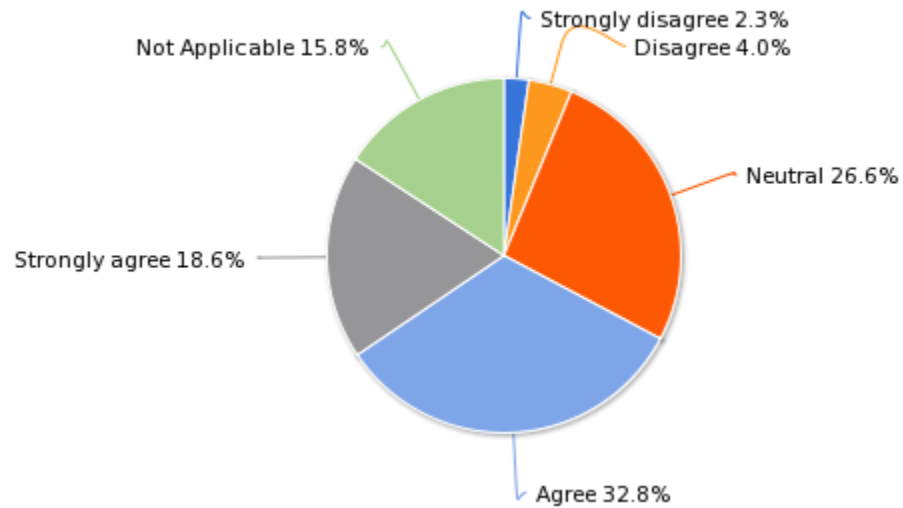


| Value | Count | Percent |
|-------------------|-------|---------|
| Strongly disagree | 2 | 1.1% |
| Disagree | 9 | 5.1% |
| Neutral | 30 | 16.9% |
| Agree | 75 | 42.1% |
| Strongly agree | 46 | 25.8% |
| Not Applicable | 16 | 9.0% |

| Statistics | |
|-----------------|-------|
| Total Responses | 178 |
| Sum | 640.0 |
| Avg. | 4.0 |
| StdDev | 0.9 |
| Max | 5.0 |

41. I received timely (within 24-48 hours) feedback from students in the class

41. I received timely (within 24-48 hours) feedback from students in the class

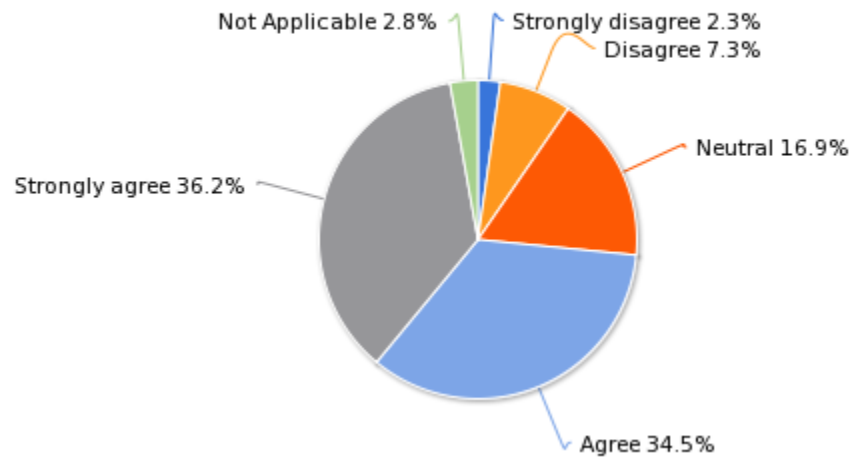


| Value | Count | Percent |
|-------------------|-------|---------|
| Strongly disagree | 4 | 2.3% |
| Disagree | 7 | 4.0% |
| Neutral | 47 | 26.6% |
| Agree | 58 | 32.8% |
| Strongly agree | 33 | 18.6% |
| Not Applicable | 28 | 15.8% |

| Statistics | |
|-----------------|-------|
| Total Responses | 177 |
| Sum | 556.0 |
| Avg. | 3.7 |
| StdDev | 0.9 |
| Max | 5.0 |

42. This class encouraged students to discuss ideas and concepts covered with other students

42. This class encouraged students to discuss ideas and concepts covered with other students

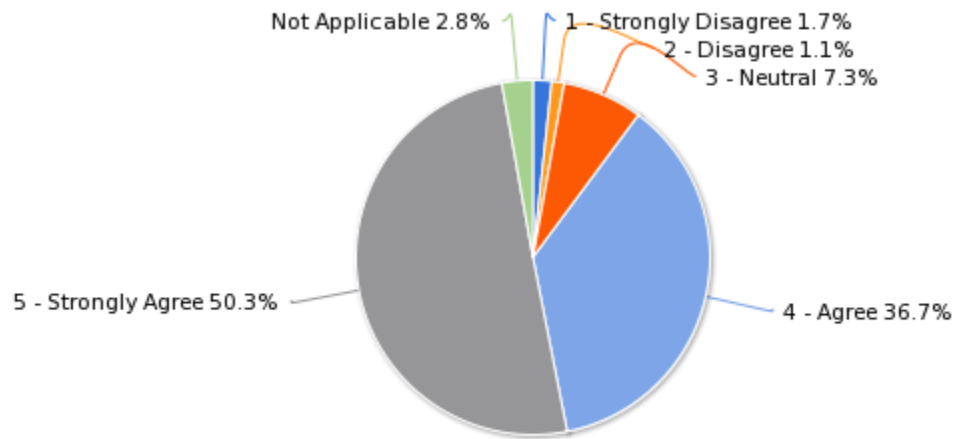


| Value | Count | Percent |
|-------------------|-------|---------|
| Strongly disagree | 4 | 2.3% |
| Disagree | 13 | 7.3% |
| Neutral | 30 | 17.0% |
| Agree | 61 | 34.5% |
| Strongly agree | 64 | 36.2% |
| Not Applicable | 5 | 2.8% |

| Statistics | |
|-----------------|-------|
| Total Responses | 177 |
| Sum | 684.0 |
| Avg. | 4.0 |
| StdDev | 1.0 |
| Max | 5.0 |

43. Most difficulties I encounter when using computers, I can deal with

43. Most difficulties I encounter when using computers, I can deal with

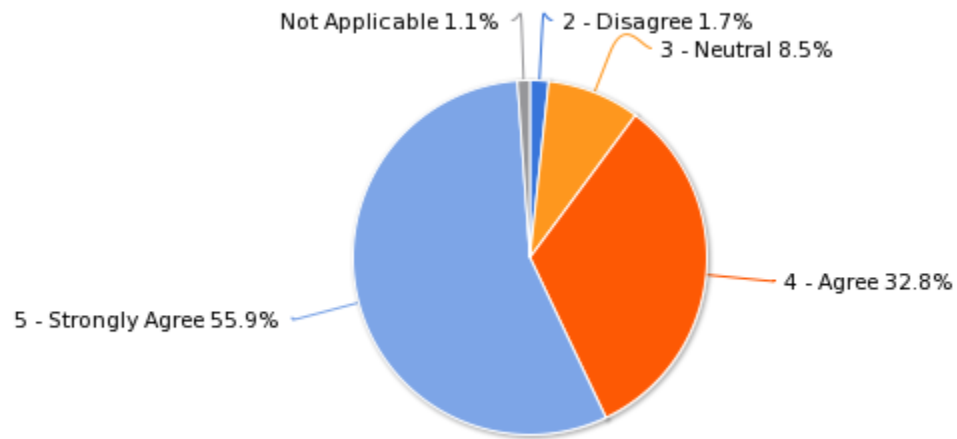


| Value | Count | Percent |
|-----------------------|-------|---------|
| 1 - Strongly Disagree | 3 | 1.7% |
| 2 - Disagree | 2 | 1.1% |
| 3 - Neutral | 13 | 7.3% |
| 4 - Agree | 65 | 36.7% |
| 5 - Strongly Agree | 89 | 50.3% |
| Not Applicable | 5 | 2.8% |

| Statistics | |
|-----------------|-------|
| Total Responses | 177 |
| Sum | 751.0 |
| Avg. | 4.4 |
| StdDev | 0.8 |
| Max | 5.0 |

44. I find working with computers very easy

44. I find working with computers very easy

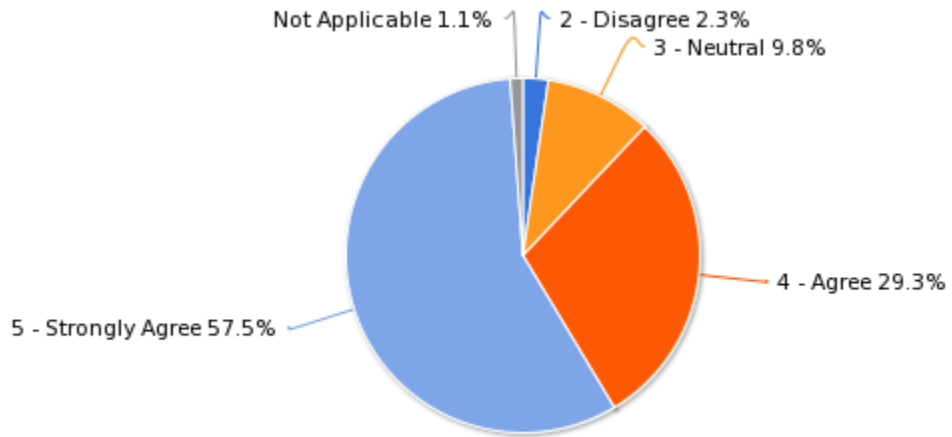


| Value | Count | Percent |
|-----------------------|-------|---------|
| 1 - Strongly Disagree | 0 | 0.0% |
| 2 - Disagree | 3 | 1.7% |
| 3 - Neutral | 15 | 8.5% |
| 4 - Agree | 58 | 32.8% |
| 5 - Strongly Agree | 99 | 55.9% |
| Not Applicable | 2 | 1.1% |

| Statistics | |
|-----------------|-------|
| Total Responses | 177 |
| Sum | 778.0 |
| Avg. | 4.4 |
| StdDev | 0.7 |
| Max | 5.0 |

45. I enjoy working with computers

45. I enjoy working with computers

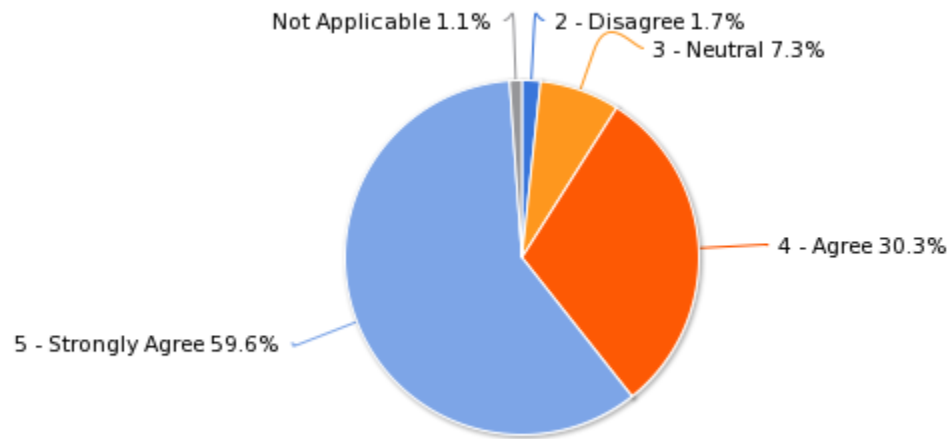


| Value | Count | Percent |
|-----------------------|-------|---------|
| 1 - Strongly Disagree | 0 | 0.0% |
| 2 - Disagree | 4 | 2.3% |
| 3 - Neutral | 17 | 9.8% |
| 4 - Agree | 51 | 29.3% |
| 5 - Strongly Agree | 100 | 57.5% |
| Not Applicable | 2 | 1.2% |

| Statistics | |
|-----------------|-------|
| Total Responses | 174 |
| Sum | 763.0 |
| Avg. | 4.4 |
| StdDev | 0.8 |
| Max | 5.0 |

46. I am very confident in my abilities to use computers

46. I am very confident in my abilities to use computers

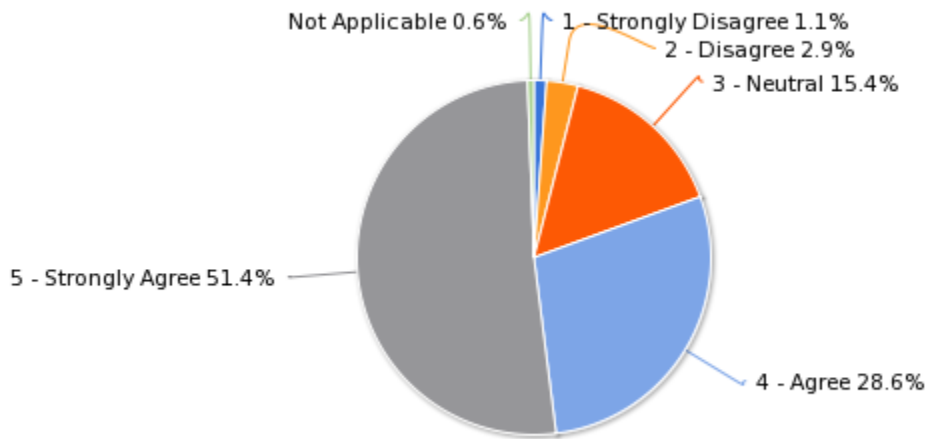


| Value | Count | Percent |
|-----------------------|-------|---------|
| 1 - Strongly Disagree | 0 | 0.0% |
| 2 - Disagree | 3 | 1.7% |
| 3 - Neutral | 13 | 7.3% |
| 4 - Agree | 54 | 30.3% |
| 5 - Strongly Agree | 106 | 59.6% |
| Not Applicable | 2 | 1.1% |

| Statistics | |
|-----------------|-------|
| Total Responses | 178 |
| Sum | 791.0 |
| Avg. | 4.5 |
| StdDev | 0.7 |
| Max | 5.0 |

47. Computers make me much more productive

47. Computers make me much more productive

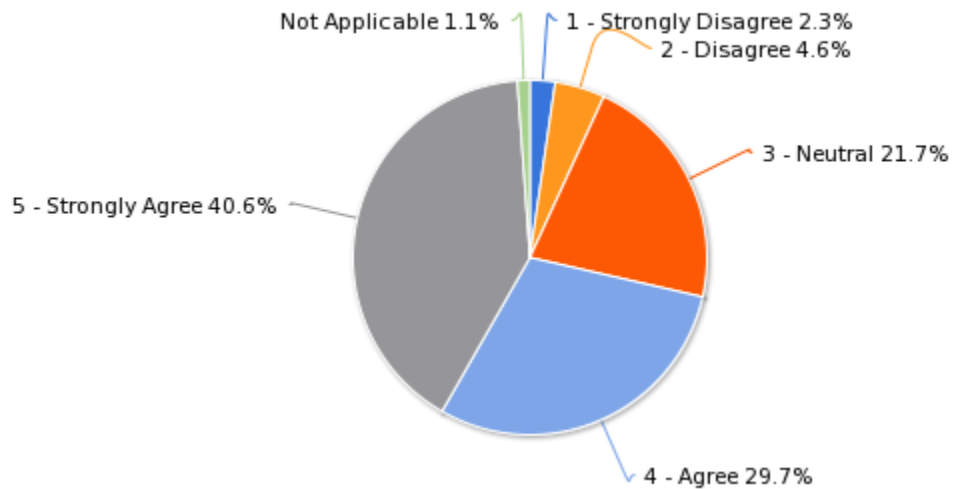


| Value | Count | Percent |
|-----------------------|-------|---------|
| 1 - Strongly Disagree | 2 | 1.1% |
| 2 - Disagree | 5 | 2.9% |
| 3 - Neutral | 27 | 15.4% |
| 4 - Agree | 50 | 28.6% |
| 5 - Strongly Agree | 90 | 51.4% |
| Not Applicable | 1 | 0.6% |

| Statistics | |
|-----------------|-------|
| Total Responses | 175 |
| Sum | 743.0 |
| Avg. | 4.3 |
| StdDev | 0.9 |
| Max | 5.0 |

48. Using computers makes learning more interesting

48. Using computers makes learning more interesting

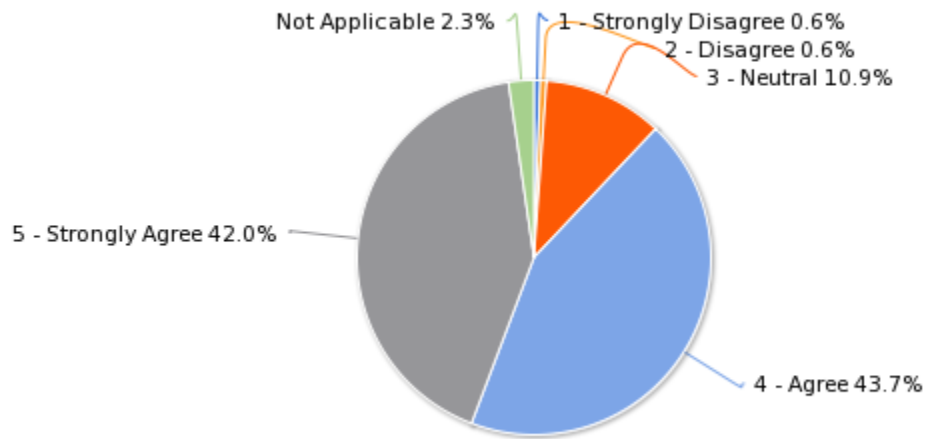


| Value | Count | Percent |
|-----------------------|-------|---------|
| 1 - Strongly Disagree | 4 | 2.3% |
| 2 - Disagree | 8 | 4.6% |
| 3 - Neutral | 38 | 21.7% |
| 4 - Agree | 52 | 29.7% |
| 5 - Strongly Agree | 71 | 40.6% |
| Not Applicable | 2 | 1.1% |

| Statistics | |
|-----------------|-------|
| Total Responses | 175 |
| Sum | 697.0 |
| Avg. | 4.0 |
| StdDev | 1.0 |
| Max | 5.0 |

49. Some computer software packages definitely make learning easier

49. Some computer software packages definitely make learning easier

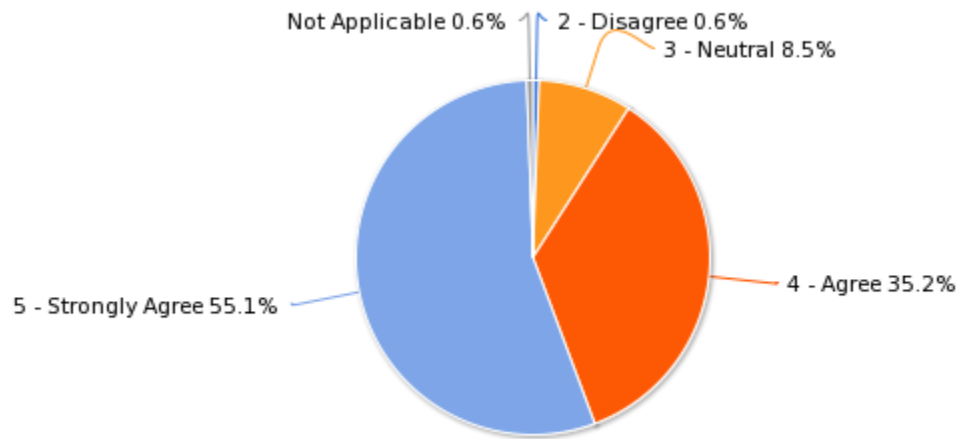


| Value | Count | Percent |
|-----------------------|-------|---------|
| 1 - Strongly Disagree | 1 | 0.6% |
| 2 - Disagree | 1 | 0.6% |
| 3 - Neutral | 19 | 10.9% |
| 4 - Agree | 76 | 43.7% |
| 5 - Strongly Agree | 73 | 42.0% |
| Not Applicable | 4 | 2.3% |

| Statistics | |
|-----------------|-------|
| Total Responses | 174 |
| Sum | 729.0 |
| Avg. | 4.3 |
| StdDev | 0.7 |
| Max | 5.0 |

50. Computers are good aids to learning

50. Computers are good aids to learning

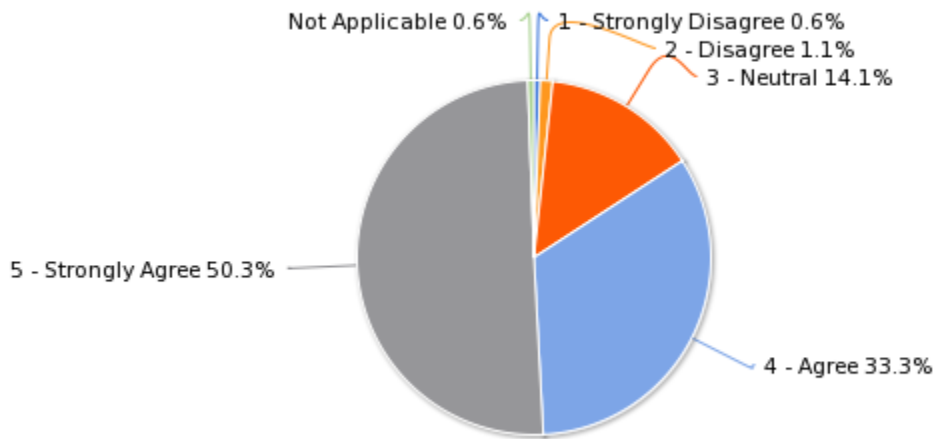


| Value | Count | Percent |
|-----------------------|-------|---------|
| 1 - Strongly Disagree | 0 | 0.0% |
| 2 - Disagree | 1 | 0.6% |
| 3 - Neutral | 15 | 8.5% |
| 4 - Agree | 62 | 35.2% |
| 5 - Strongly Agree | 97 | 55.1% |
| Not Applicable | 1 | 0.6% |

| Statistics | |
|-----------------|-------|
| Total Responses | 176 |
| Sum | 780.0 |
| Avg. | 4.5 |
| StdDev | 0.7 |
| Max | 5.0 |

51. I consider myself a skilled computer user

51. I consider myself a skilled computer user

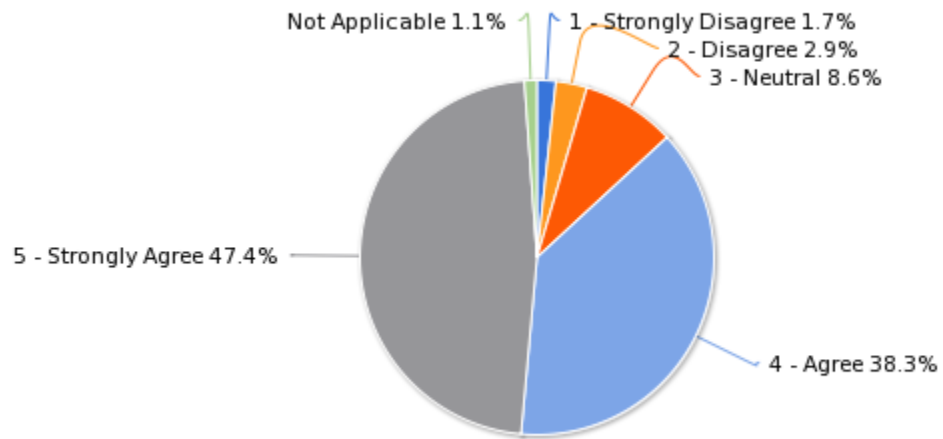


| Value | Count | Percent |
|-----------------------|-------|---------|
| 1 - Strongly Disagree | 1 | 0.6% |
| 2 - Disagree | 2 | 1.1% |
| 3 - Neutral | 25 | 14.1% |
| 4 - Agree | 59 | 33.3% |
| 5 - Strongly Agree | 89 | 50.3% |
| Not Applicable | 1 | 0.6% |

| Statistics | | |
|-----------------|--|-------|
| Total Responses | | 177 |
| Sum | | 761.0 |
| Avg. | | 4.3 |
| StdDev | | 0.8 |
| Max | | 5.0 |

52. This distance education course met my learning needs

52. This distance education course met my learning needs

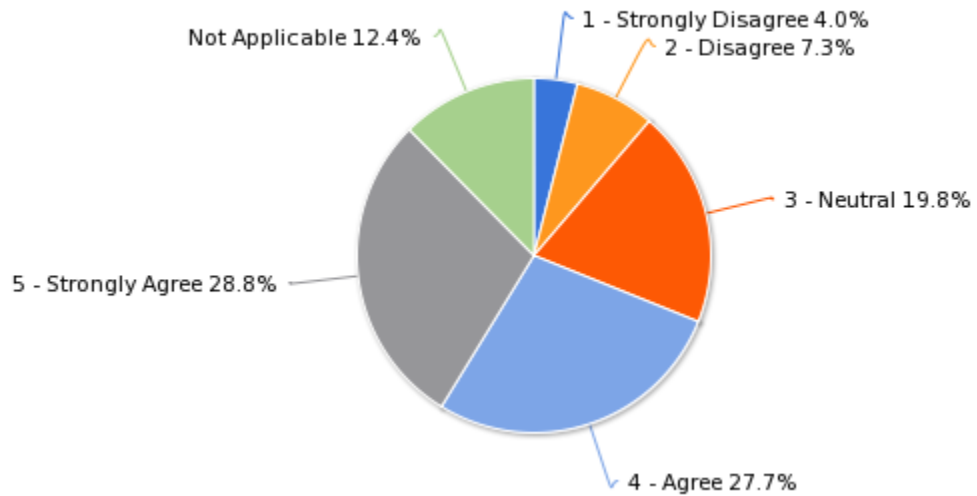


| Value | Count | Percent |
|-----------------------|-------|---------|
| 1 - Strongly Disagree | 3 | 1.7% |
| 2 - Disagree | 5 | 2.9% |
| 3 - Neutral | 15 | 8.6% |
| 4 - Agree | 67 | 38.3% |
| 5 - Strongly Agree | 83 | 47.4% |
| Not Applicable | 2 | 1.1% |

| Statistics | | |
|-----------------|--|-------|
| Total Responses | | 175 |
| Sum | | 741.0 |
| Avg. | | 4.3 |
| StdDev | | 0.9 |
| Max | | 5.0 |

53. There was an effective ratio of graded vs. ungraded work

53. There was an effective ratio of graded vs. un-graded work

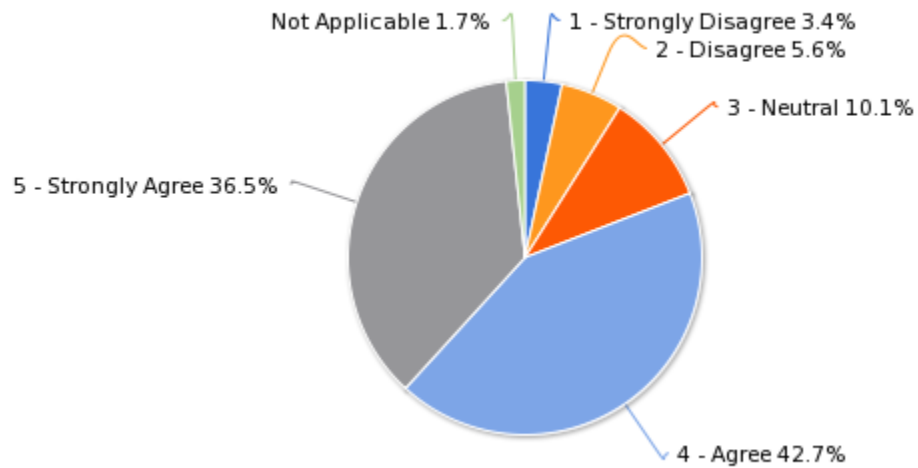


| Value | Count | Percent |
|-----------------------|-------|---------|
| 1 - Strongly Disagree | 7 | 4.0% |
| 2 - Disagree | 13 | 7.3% |
| 3 - Neutral | 35 | 19.8% |
| 4 - Agree | 49 | 27.7% |
| 5 - Strongly Agree | 51 | 28.8% |
| Not Applicable | 22 | 12.4% |

| Statistics | |
|-----------------|-------|
| Total Responses | 177 |
| Sum | 589.0 |
| Avg. | 3.8 |
| StdDev | 1.1 |
| Max | 5.0 |

54. The class assignments reflected an appropriate level of difficulty

54. The class assignments reflected an appropriate level of difficulty

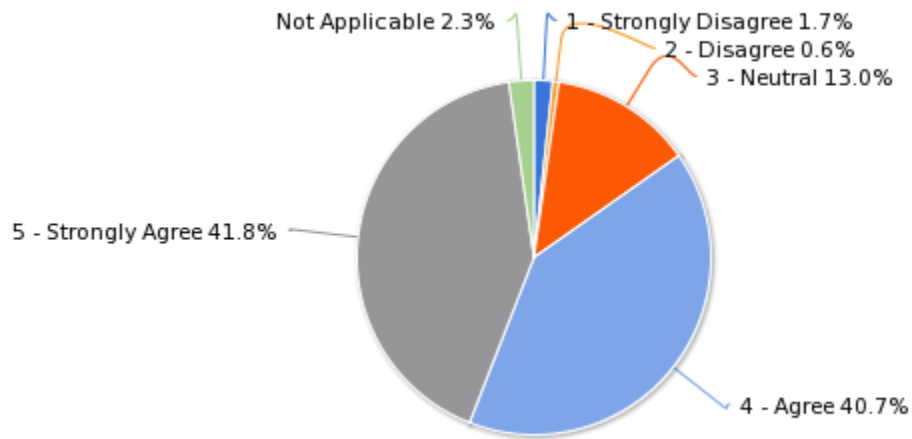


| Value | Count | Percent |
|-----------------------|-------|---------|
| 1 - Strongly Disagree | 6 | 3.4% |
| 2 - Disagree | 10 | 5.6% |
| 3 - Neutral | 18 | 10.1% |
| 4 - Agree | 76 | 42.7% |
| 5 - Strongly Agree | 65 | 36.5% |
| Not Applicable | 3 | 1.7% |

| Statistics | |
|-----------------|-------|
| Total Responses | 178 |
| Sum | 709.0 |
| Avg. | 4.1 |
| StdDev | 1.0 |
| Max | 5.0 |

55. This class had the ability to deepen my understanding of the topics covered

55. This class had the ability to deepen my understanding of the topics covered

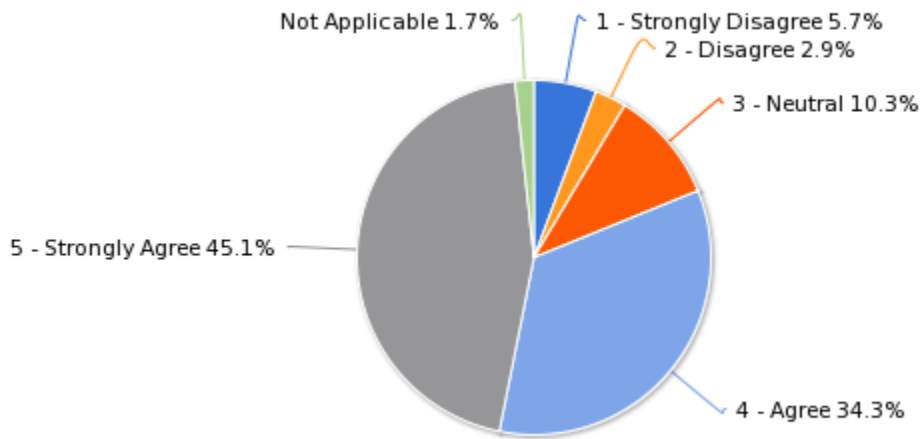


| Value | Count | Percent |
|-----------------------|-------|---------|
| 1 - Strongly Disagree | 3 | 1.7% |
| 2 - Disagree | 1 | 0.6% |
| 3 - Neutral | 23 | 13.0% |
| 4 - Agree | 72 | 40.7% |
| 5 - Strongly Agree | 74 | 41.8% |
| Not Applicable | 4 | 2.3% |

| Statistics | | |
|-----------------|--|-------|
| Total Responses | | 177 |
| Sum | | 732.0 |
| Avg. | | 4.2 |
| StdDev | | 0.8 |
| Max | | 5.0 |

56. I would recommend this course to others

56. I would recommend this course to others

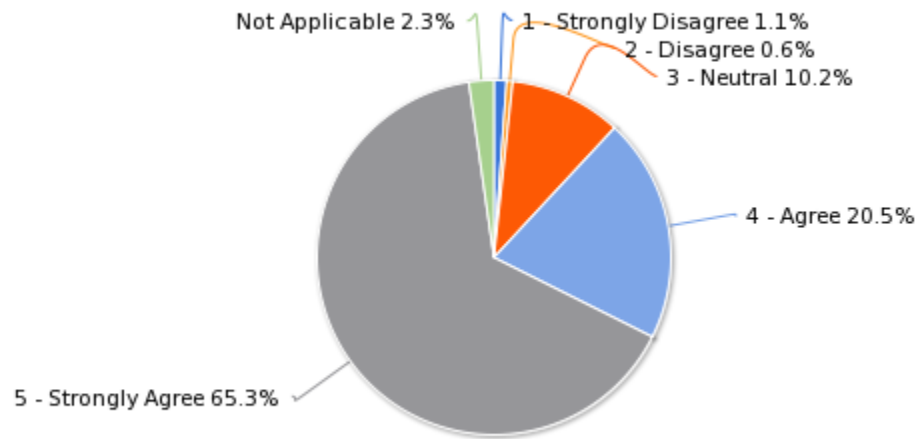


| Value | Count | Percent |
|-----------------------|-------|---------|
| 1 - Strongly Disagree | 10 | 5.7% |
| 2 - Disagree | 5 | 2.9% |
| 3 - Neutral | 18 | 10.3% |
| 4 - Agree | 60 | 34.3% |
| 5 - Strongly Agree | 79 | 45.1% |
| Not Applicable | 3 | 1.7% |

| Statistics | |
|-----------------|-------|
| Total Responses | 175 |
| Sum | 709.0 |
| Avg. | 4.1 |
| StdDev | 1.1 |
| Max | 5.0 |

57. I would like to take another distance education course

57. I would like to take another distance education course

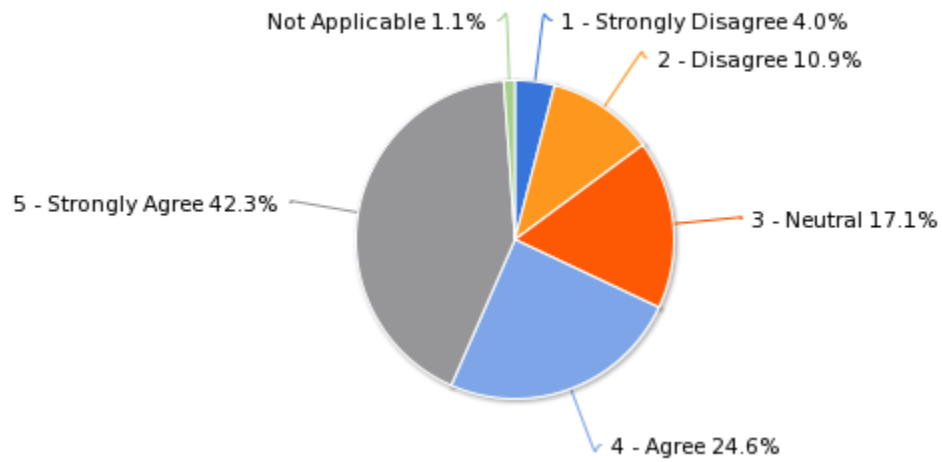


| Value | Count | Percent |
|-----------------------|-------|---------|
| 1 - Strongly Disagree | 2 | 1.1% |
| 2 - Disagree | 1 | 0.6% |
| 3 - Neutral | 18 | 10.2% |
| 4 - Agree | 36 | 20.5% |
| 5 - Strongly Agree | 115 | 65.3% |
| Not Applicable | 4 | 2.3% |

| Statistics | | |
|-----------------|--|-------|
| Total Responses | | 176 |
| Sum | | 777.0 |
| Avg. | | 4.5 |
| StdDev | | 0.8 |
| Max | | 5.0 |

58. I learned as much in this distance education course as compared to a face-to-face course

58. I learned as much in this distance education course as compared to a face-to-face course

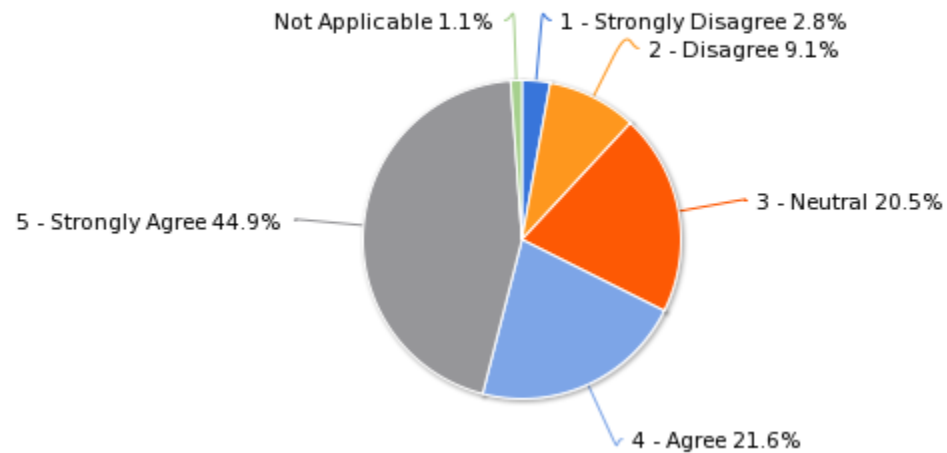


| Value | Count | Percent |
|-----------------------|-------|---------|
| 1 - Strongly Disagree | 7 | 4.0% |
| 2 - Disagree | 19 | 10.9% |
| 3 - Neutral | 30 | 17.1% |
| 4 - Agree | 43 | 24.6% |
| 5 - Strongly Agree | 74 | 42.3% |
| Not Applicable | 2 | 1.1% |

| Statistics | | |
|-----------------|--|-------|
| Total Responses | | 175 |
| Sum | | 677.0 |
| Avg. | | 3.9 |
| StdDev | | 1.2 |
| Max | | 5.0 |

59. I believe distance education courses are as effective as face-to-face courses

59. I believe distance education courses are as effective as face-to-face courses

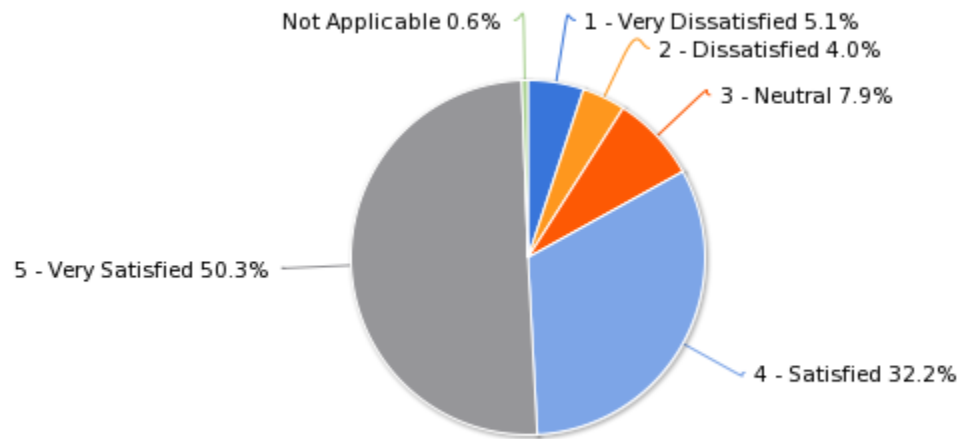


| Value | Count | Percent |
|-----------------------|-------|---------|
| 1 - Strongly Disagree | 5 | 2.8% |
| 2 - Disagree | 16 | 9.1% |
| 3 - Neutral | 36 | 20.5% |
| 4 - Agree | 38 | 21.6% |
| 5 - Strongly Agree | 79 | 44.9% |
| Not Applicable | 2 | 1.1% |

| Statistics | |
|-----------------|-------|
| Total Responses | 176 |
| Sum | 692.0 |
| Avg. | 4.0 |
| StdDev | 1.1 |
| Max | 5.0 |

60. My overall level of satisfaction with this distance education course.

60. My overall level of satisfaction with this distance education course.



| Value | Count | Percent |
|-----------------------|-------|---------|
| 1 - Very Dissatisfied | 9 | 5.1% |
| 2 - Dissatisfied | 7 | 4.0% |
| 3 - Neutral | 14 | 7.9% |
| 4 - Satisfied | 57 | 32.2% |
| 5 - Very Satisfied | 89 | 50.3% |
| Not Applicable | 1 | 0.6% |

| Statistics | | |
|-----------------|--|-------|
| Total Responses | | 177 |
| Sum | | 738.0 |
| Avg. | | 4.2 |
| StdDev | | 1.1 |
| Max | | 5.0 |